

# Seismic Response Evaluation of Structures subjected to Multi-Support Excitation using Ritz vectors

K.Balamonica

*Masters of Technology in Engineering of Structures,  
Academy of Scientific and Innovative Research,  
CSIR-SERC, Chennai, India.*

N.Gopalakrishnan

*Senior principal scientist,  
CSIR-Structural Engineering Research Centre,  
Chennai, India.*

**Abstract—** The response of a multi supported structure subjected to spatially varying ground motion at its different supports is of great importance for structures like bridges, pipe lines, viaducts, tunnels etc.,. Various reasons like local site conditions, wave passage effect, incoherence effect and attenuation effect tend to induce a phase difference and time lag in the ground motion which results in differential ground motions at each supports. Assuming that the differential input is available at the various supports the response of the structure can be obtained by the Pseudo-static methods. In these methods the static component of the response is expressed as a function of influence matrix and the input motion which remains independent of the dynamic response. The dynamic component is then computed by using various methods which are then combined with the static components to get the total response. In literature many authors have tried using the modal superposition method for finding the dynamic response of the structure. In this paper the seismic response of the structure is evaluated by using Ritz modes which was then compared with the modal superposition method. The methods were explained by using an example of a bridge model.

**Keywords:** Multi-support excitation, spatially varying ground motions, bridge, modal vectors, Ritz vectors

## I. INTRODUCTION

Dynamic response induced by non- uniformly distributed ground motions, termed as multi support excitation is important for large-span structures such as bridges, buildings of large aspect ratio, pipe lines, dams etc. Spectacular failures of bridges due to un-seating of decks (dislodging of bridge decks from the piers) reveals that there are relative displacements between the points even a few tenths of meters apart. The Loma Prieta earthquake that struck the San Francisco Bay area of California on October 17, 1989, caused major damages to the bridges due to unseating of the decks as the piers were subjected to differential movements. It was then the studies on response of structures to multi support excitation gained importance. Generally while analyzing a structure for seismic forces it was assumed that the ground motions between various supports are fully correlated in space and are represented by response spectrum, time histories, power spectral density functions etc. But this assumption will not be valid for spatially varying structures since the correlation

between the grounds motion at various supports cannot be ignored.

## II. LITERATURE REVIEW

In early stage, most of the studies investigated only the wave passage effect on the response of structural systems simulated using relatively simple finite element models. (E.g. Bogdanoff *et al.*, 1965[1]; Masri, 1976[2]).

Leimbach and Sterkel [3] implemented the direct time integration and modal analysis method for multi support excited problem and also studied the importance of considering the multi support excitation. Abdel-Ghaffar and Rubin (1982 and 1983) [4] used the random vibration approach to examine the seismic response of suspension bridges under multisupport excitations. Harichandran and Wang (1988) [5] investigated the effect of the spatial variation of ground motions on the response of a one-span simple beam using a random vibration approach. Zerva (1992) [6] compared the seismic response of pipelines under spatially varying ground motions generated using two different spatial variability models proposed by Harichandran and Vanmarcke (1986) [7] and by Luco and Wong (1986)[8]. Zerva (1994) [9] examined the effect of the spatial incoherence and apparent propagation of the seismic ground motions on the response of lifelines subjected to ground motions generated from widely used spatial variability models. Abdel-Ghaffer and Nazmy, 1991[10] studied the seismic response of different models of modern cable-stayed bridges to both spatially varying and uniform excitations with input motions established using existing strong motion records. Harichandran *et al.* (1996) [11] compared the seismic response of long-span bridges to both spatially variable ground motions and uniform ones. They found that uniform excitations are generally unacceptable for long-span bridges, and that the incoherence effect should be considered for the seismic response evaluation of these structures. Monti *et al.* (1996) [12] analyzed the nonlinear seismic response of multiple-span bridges subjected to spatially variable excitations in a Monte Carlo simulation framework. Der Kiureghian and Keshishian (1997) [13] investigated the effect of spatially variable ground motions on the seismic response of bridges. Seismic ground motions were generated using the coherency model developed by Der Kiureghian (1996) [14] that considers wave-passage, incoherency, and local soil effects. They concluded that: the

spatially ground motions can either increase or decrease the bridge response *Saxena et al. (2000), [15]* conducted nonlinear dynamic response evaluations of two multi-span bridges subjected to spatially variable ground motions. Two types of differential ground motions were used, i.e., all structural supports on same local soil conditions and different structural supports on different local soil conditions. The ground motions are generated using a variation of the spectral representation method (*Deodatis 1996[16]*). It was concluded that the assumption of identical ground motions yields generally conservative results. *Lin et al. (2004) [17]* examined the effect of spatially variable ground motions on the seismic response of long-span bridges using the random vibration approach. Their results showed that the wave passage effect cannot be neglected when evaluating the seismic safety of these bridges. In the present paper the response of the structure to multi-support excitation was found by direct time integration method, pseudo-static method, modal analysis and by using Ritz vectors assuming that the input motion at the supports are available.

### III. FORMULATION FOR MULTI SUPPORT EXCITATION:

The equations of motion for the MDOF system with multi-support excitation can be written as[18]:

$$\begin{bmatrix} M_{ss} & M_{sg} \\ M_{gs} & M_{gg} \end{bmatrix} \begin{Bmatrix} \ddot{X}^t \\ \ddot{X}_g \end{Bmatrix} + \begin{bmatrix} C_{ss} & C_{sg} \\ C_{gs} & C_{gg} \end{bmatrix} \begin{Bmatrix} \dot{X}^t \\ \dot{X}_g \end{Bmatrix} + \begin{bmatrix} K_{ss} & K_{sg} \\ K_{gs} & K_{gg} \end{bmatrix} \begin{Bmatrix} X^t \\ X_g \end{Bmatrix} = \begin{Bmatrix} 0 \\ F_g \end{Bmatrix} \quad (1)$$

where

$M_{ss}$ ,  $K_{ss}$  and  $C_{ss}$  are the mass, stiffness, damping matrices corresponding to non-support degrees of freedom.

$M_{gg}$ ,  $K_{gg}$  and  $C_{gg}$  are the mass, stiffness, damping matrices corresponding to the support degrees of freedom.

$M_{sg}$ ,  $M_{gs}$ ,  $K_{sg}$ ,  $K_{gs}$ ,  $C_{sg}$ ,  $C_{gs}$  are the coupling mass, stiffness, damping matrices that express the inertia force in the non-support degrees of freedom of the structure due to the motions of the supports (inertia coupling).

$X^t$  is the vector of total displacements corresponding to non-support degrees of freedom.

$X_g$  is the vector of input ground displacements at the supports; a dot denotes the time derivatives.

$F_g$  denotes forces generated at the support degrees of freedom.

For an MDOF system with single-support excitation, the total displacement of the non-support degrees of freedom is obtained by simply adding the input support motion to the relative displacements of the structures with respect to the support. For multi support excitation, the support motions at any instant of time are different for the various supports and, therefore, the total displacements of the non-support degrees of freedom (NSDF) are equal to the sum of the relative displacements of the structure with respect to the supports and the displacements produced at support degrees of freedom (SDF) due to pseudo-static motions of the supports. The latter are obtained by a pseudo-static analysis of the structure for the support motions.

Therefore the displacement  $X^t$  is given as

$$X^t = X + rX_g \quad \text{where } X_s = rX_g \quad (2)$$

Where

$X_s$ =static displacement

$X$ =dynamic displacement of structure

$r$ - is an influence coefficient matrix of size  $n \times m$

$n$ -is the number of non-support degrees of freedom

As the responses of NSDF are of interest, the first set of equations obtained from *equation (1)* are considered for the analysis, that is,

$$M_{SS}\ddot{X}^t + M_{Sg}\ddot{X}_g + C_{SS}\dot{X}^t + C_{Sg}\dot{X}_g + K_{SS}X^t + K_{Sg}X_g = 0 \quad (3)$$

$$\text{Or } M_{SS}\ddot{X}^t + C_{SS}\dot{X}^t + K_{SS}X^t = -M_{Sg}\ddot{X}_g - C_{Sg}\dot{X}_g - K_{Sg}X_g \quad (4)$$

*Equation (4)* is in terms of total displacements of NSDF with inputs as the support displacement velocities, and accelerations. If the effects of mass and damping couplings are ignored, then *equation (4)* takes the form

$$M_{SS}\ddot{X}^t + C_{SS}\dot{X}^t + K_{SS}X^t = -K_{Sg}X_g \quad (5)$$

As  $K_{sg}$  can be determined, the right hand side of the equation is known and *equation (5)* can be solved to obtain the total displacements.

An equation of motion can also be written in terms of relative displacements of the structure by substituting *equation (2)* into *equation (4)* leading to:

$$M_{SS}\ddot{X} + C_{SS}\dot{X} + K_{SS}X = -(M_{Sg} + rM_{SS})\ddot{X}_g - (C_{Sg} + rC_{SS})\dot{X}_g - (K_{Sg} + rK_{SS})X_g \quad (6)$$

To find the pseudo-static displacement  $X_s$  produced due to the support displacement  $X_g$ , the pseudo static equation of equilibrium can be written as:

$$K_{SS}X_s + K_{Sg}X_g = 0 \quad (7)$$

The solution for  $X_s$  gives

$$X_s = -K_{SS}^{-1}K_{Sg}X_g = rX_g \quad (8)$$

$$\text{Substituting } equation (8) \text{ into } equation (7), \text{ it is seen that } rK_{SS} + K_{Sg} = 0 \quad (9)$$

From *equation (8)*, it is seen that the  $r$  matrix can be obtained by knowing  $K_{SS}$  and  $K_{Sg}$ . It is evident from *equation (9)* that the last term *equation (6)* is zero. Furthermore,  $M_{sg}$  denoting the inertia coupling is generally neglected for most structures when lumped mass system is used. The contribution of the damping is ignored. With these two assumptions, *equation (6)* takes the form

$$M_{SS}\ddot{X} + C_{SS}\dot{X} + K_{SS}X = -rM_{SS}\ddot{X}_g \quad (10)$$

To solve the *equation (10)*, the time histories of the ground accelerations are to be applied at the supports. The solution of the equation of motion provides the responses of the non-support degrees of freedom relative to the support. In order to obtain the total (absolute) responses at the non-support degrees of freedom, *equation (2)* is used. The inertial forces in the member are obtained using the absolute responses (not the relative responses).



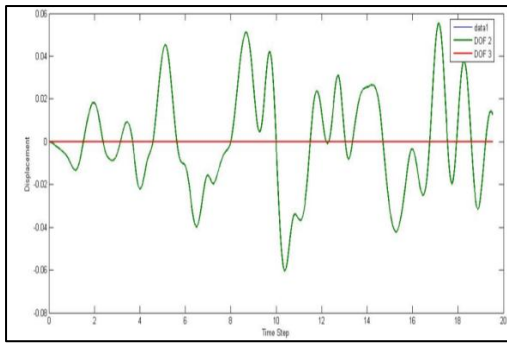


Figure 2 Response of Superstructure DOF by Direct Time Integration Method for SSE

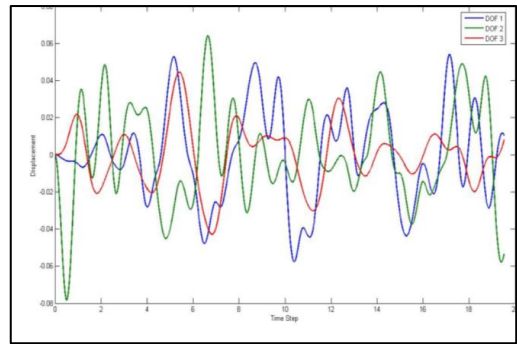


Figure 6 Response of Superstructure DOF by Direct Time Integration Method for MSE

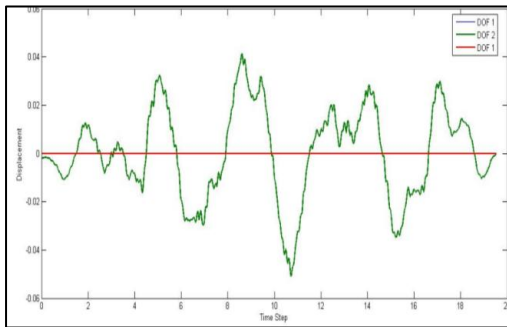


Figure 3 Response of Superstructure DOF by Pseudostatic Method for SSE

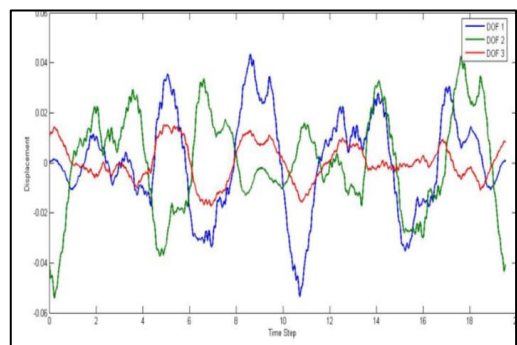


Figure 7 Response of Superstructure DOF by Pseudostatic Method for MSE

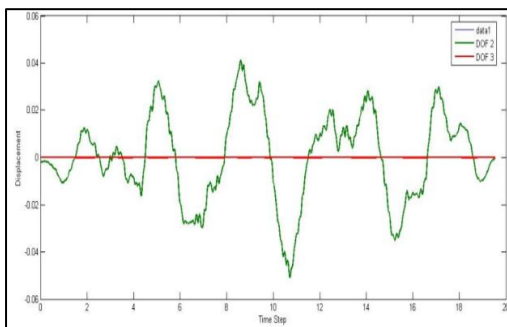


Figure 4 Response of Superstructure DOF by Modal analysis method for SSE

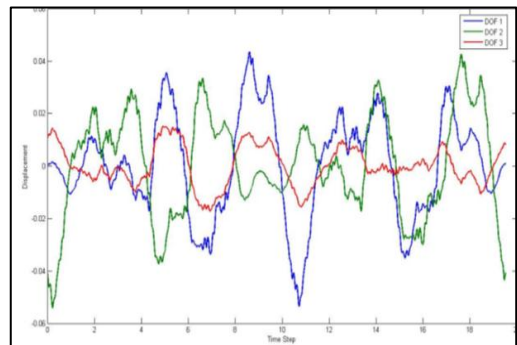


Figure 8 Response of Superstructure DOF by Modal analysis method for MSE

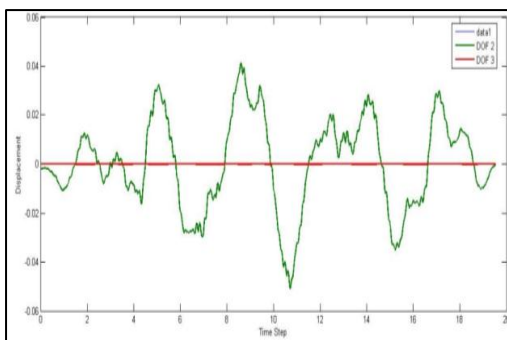


Figure 5 Response of Superstructure DOF by Ritz Vectors for SSE

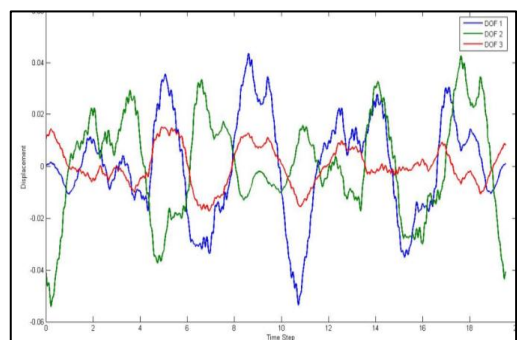


Figure 9 Response of Superstructure DOF by Ritz Vectors for MSE

### VIII. RESULTS AND DISCUSSION

From the *figure 3-10* it can be observed that the direct time integration algorithm resulted in smoother responses as the output response is not divided into dynamic and static part. The responses from Pseudo-static method, modal analysis method and Ritz vectors are similar since in all these methods the response was divided into static and dynamic part and the dynamic response was calculated by various methods described earlier and added up to the static component which remained constant. When the supports were given uniform excitations it can be seen that the degrees of freedom 1 and 2 coincide exactly with each other. But when the supports were given different excitations the responses obtained in degree of freedom 1 and 2 are entirely different and they are out of phase indicating the potential risk in using asynchronous motion and the need to consider multi support excitations. Asynchronous motion also imparts rotation in the structure which is not present in uniformly excited motion. From *figure 9 and 10* it can be seen that the force dependent Ritz vectors gave similar responses as that of the modal vectors. The advantage of using Ritz vector is that the computational time is greatly reduced and fewer modes are enough to extract the responses of the structures..

### IX. ACKNOWLEDGMENT

This paper has been published under the kind permission of the Director, CSIR-SERC.

### X. REFERENCES

- [1] Bogdanoff, J. L., Goldberg, J. E., and Schiff, A. J. (1965). "The effect of ground transmission time on the response of long structures", *Bull. Seismol. Soc. Am.*, 55, 627-640.
- [2] Masri, S.F. (1976) "Response of beams to propagating boundary excitation", *Earthquake Eng. Struct. Dyn.*, 4(5), 497-507.
- [3] Karl R. Leimbach, Hans P. Sterkel, Comparison of multiple support excitation solution techniques for piping systems, *Nuclear Engineering and Design*, Volume 57, Issue 2, May 1980, Pages 295-307,
- [4] Abdel-Ghaffar, A. M., and Rubin, L. I. (1982). "Suspension bridge response to multiple support excitations", *J. Eng. Mech. Div., ASCE*, 108(EM2), 419-435.
- [5] Harichandran, R. S. , and Wang, W. (1988). "Response of simple beam to spatially varying earthquake excitation." *J. Engng. Mech., ASCE* , 114 (9), 1526-1541.
- [6] Zerva, A. (1992). "Seismic Loads Predicted by Spatial Variability Models", *Structural Safety*, 11, 227-243
- [7] Harichandran, R. S., and Vanmarcke, E. (1986). "Stochastic variation of earthquake ground motion in space and time", *J. Eng. Mech., ASCE*, 112(2), 154-174.
- [8] Luco, J. E. and Wong, H. L. (1986). Response of a Rigid Foundation to a Spatially Random Ground Motion, *Earthquake Engineering and Structural Dynamics*, 14, 891-908.
- [9] Zerva, A. (1994). "On the spatial variation of seismic ground motions and its effects on lifelines", *Eng. Struct.*, 16(7), 534-546
- [10] Abdel-Ghaffar, A. M., and Nazmy, A. S. (1991). "3D nonlinear seismic behavior of cable-stayed bridges", *J. Struct. Eng., ASCE*, 117(11), 3456-3477.
- [11] Harichandran, R. S., Hawwari, A., and Sweidan, B. N. (1996). "Response of long-span bridges to spatially varying ground motion", *J. Struct. Eng., ASCE*, 122(5), 476-484.
- [12] Monti, G., Nuti, C., and Pinto, P. E. (1996). "Nonlinear response of bridges under multi-support excitation", *J. Struct. Eng., ASCE*, 122(10), 1147-1159.
- [13] Der Kiureghian, A. and Keshishian, P. (1997). Effects of incoherence, wave passage and spatially varying site conditions on bridge response. Proc. FHWA/NCEER Workshop on the National Representation of Seismic Ground Motions for New and Existing Highway Facilities. I.M. Friedland, M.S. Power and R.L. Mayes Eds., Report NCEER-97-0010, National Center for Earthquake Engineering Research, State University of New York at Buffalo, NY.
- [14] Der Kiureghian, A. (1996). A coherency model for spatially varying ground motions. *Earthq. Engng. Struct. Dyn.*, 25(1): 99-111.167
- [15] Saxena, V., Deodatis, G., and Shinozuka, M. (2000), Effect of spatial variation of earthquake ground motion on the nonlinear dynamic response of highway bridges, Proc. of 12th World Conf. on Earthquake Engineering, Auckland, New Zealand.
- [16] Deodatis, G. (1996). "Non-stationary stochastic vector processes: Seismic ground motion applications", *Probab. Eng. Mech.*, 11(3), 149-167.
- [17] Lin, J., Zhang, Y. H., and Zhao, Y. (2004) Seismic spatial effects on dynamic response of long span bridges in stationary inhomogeneous random fields, *Earthquake Engineering and Engineering Vibration*, 3(2), 171-180.
- [18] Paultre, Patrick. Dynamics of Structures. London: ISTE, 2010.
- [19] Newmark, N. M., "A Method of Computation for Structural Dynamics", *ASCE Journal of the Engineering Mechanics Division*, Vol. 85 No. EM3, (1959).
- [20] Der Kiureghian, A., and Neuenhofer, A. (1992). "Response spectrum method for multi-support seismic excitations." *Earthquake Engineering and Structural Dynamics*, 21(8), 713-740.
- [21] DebChaudhury, A., and Gazis, G. D. (1988). "Response of MDOF systems to multiple support seismic excitation." *Journal of Engineering Mechanics*, ASCE, 114(4), 583-603.
- [22] Wilson, Edward L., Ming - Wu Yuan, and John M. Dickens. "Dynamic analysis by direct superposition of Ritz vectors." *Earthquake Engineering & Structural Dynamics* 10.6 (1982): 813-821.
- [23] Léger, Pierre, Edward L. Wilson, and Ray W. Clough. The use of load dependent vectors for dynamic and earthquake analyses. Vol. 86. No. 4. *Earthquake Engineering Research Center*, College of Engineering, University of California, 1986.
- [24] Datta, T. K. *Seismic Analysis of Structures*. Singapore: John Wiley & Sons Asia, 2010. Print