

Interaction between *Aedes aegypti* Mosquitoes With and Without *Wolbachia* Bacteria

[Peri Turnip, Dhita S. Y. S. Waluyo, Asep K. Supriatna, and Edy Soewono]

Abstract— Dengue disease is still a serious problem in many tropical countries which risks nearly 40% of the world population. There are some intervention programs to eliminate the disease, however they seem unsuccessful so far. Many creative solutions are explored to overcome the disease since some conventional solution, such as spraying the mosquitoes with insecticides, have created more problems (e.g. resistance to the drug). The introduction of *wolbachia*-infected mosquitoes into the wild *Aedes aegypti* population is among the new method to control the transmission of the disease. In this paper we develop a mathematical model to investigate the possibility of non coexistence of these two mosquitoes populations. The analysis of the model shows that the introduction of *wolbachia*-infected mosquitoes is promising, since it can replace the natural population once they are release into the wild.

Keywords—dengue, *Aedes aegypti*, *wolbachia*-infected, coexistence equilibrium, competitive-exclusion equilibrium.

I. Introduction

Dengue disease, which is transmitted to human by the female *Aedes aegypti* mosquitoes, is still a serious problem in many tropical countries. It risks nearly 40% of the world population and more than 500 million people are infected by the disease every year [WHO - Western Pacific Region, 2014] There are some intervention programs to eliminate the disease, however they seem unsuccessful so far. With vaccines available to protect people from vector-borne disease, it is natural to focus on mosquito control strategy. Not all mosquito controls are effective. The excessive use of insecticide is known create resistance [2,3,4,5]. This resistance to the insecticide sometimes causes an unwanted consequences showing that the program is no more effective [6]

There are some exploration to find an alternative way in overcome the dengue. The introduction of *wolbachia*-infected mosquitoes into the wild *Aedes aegypti* population is among the new method to control the transmission of the disease and some experimental researches have been undertaken in proving the potential and the strength of this new method [7,8,9]. Some mathematical approach are also have been done to show the insight of the new method which otherwise could not been able to assess [10,11,16]. The works show that the method (irrespective the strain of the *wolbachia*) can effectively reduce dengue transmission in a relatively low or moderate dengue transmission [10,11] if the *wolbachia*-infected mosquitoes can dominate the natural mosquitoes. The work in [16] develop a mathematical model to study the domination between natural and introduced *Aedes aegypti* mosquitoes. Their model has lump the aquatic stages of the *Aedes* life cycle.

In this paper we develop a mathematical model to investigate the possibility of non coexistence of these two

mosquitoes populations (*wolbachia*-infected mosquitoes and natural mosquitoes) by considering a more complex aquatic stage of the life cycle, i.e. we consider the egg and larva compartments in the mosquitoes aquatic life cycle. To manage the paper we introduce the assumptions and notations used in the model and the model formulation in Section 2. It then followed by the analysis of the model in Section 3, where a standard analysis in mathematical epidemiology is done, i.e. computing the basic reproduction number of the disease, showing the existence of the non-endemic and endemic equilibria, their stability and its relation to the basic reproduction number. Section 4 present a numerical solution to show the behavior of the solution of the model. Finally Section 5 summarizes the results and advises the venue for future research in this area.

II. Mathematical Model

There are some different views regarding the effect of the introduction of *wolbachia* into *Aedes aegypti* mosquitoes related to dengue transmission. Some are believe that the bacteria damaged the mosquito proboscis so that they are unable to penetrate human skin, and hence cannot be infected or/and transmit dengue disease [12]. Others believe that there is a *Cytoplasmic Incompatibility* (CI) induced by endosymbiotic *Wolbachia* that make a *wolbachia*-infected mosquitoes cannot be infected by dengue and make the developmental failure of the mosquitoes offspring [13,14] and can be used to sterile males [15]. The authors in [16] summarize the effect of CI in four possibilities occurrences and we make the following assumptions based on this fact, i.e. to formulate our model.

Model Assumptions:

1. *Wolbachia*-infected males and *Wolbachia*-infected females produce both infected and uninfected offspring with ratio $\eta\%$ uninfected and $(1-\eta)\%$ infected by the *wolbachia*
2. Non-*Wolbachia* males and *Wolbachia*-infected females produce both *Wolbachia*-infected and uninfected offspring with ratio $\gamma\%$ uninfected and $(1-\gamma)\%$ infected by the *wolbachia*
3. Non-*Wolbachia* males and non-*Wolbachia* females produce 100% uninfected offspring.
4. *Wolbachia*-infected males and non-*Wolbachia* females cannot produce offspring successfully, 100% of the offspring die
5. There are three stages of the mosquitoes life cycle: two stages in aquatic phase, i.e. egg and larva, and one stage of adult phase
6. There are six compartments of the mosquitoes: E_1, E_2, L_1, L_2, M_1 , and M_2 representing the uninfected and *wolbachia*-infected eggs, larva, and adult mosquitoes, respectively.

TABLE 1. NOTATIONS AND THEIR DESCRIPTIONS

| Notation | Description |
|-------------|--|
| E_1 | Normal (uninfected) mosquito's eggs |
| E_2 | Infected mosquito's eggs |
| L_1 | Normal (uninfected) mosquito's larva |
| L_2 | Infected mosquito's larva |
| M_1 | Normal mosquitoes |
| M_2 | Infected mosquitoes |
| A_2 | <i>Wolbachia</i> -infected mosquito recruitment rate |
| λ_1 | Normal egg recruitment |
| λ_2 | Infected egg recruitment |
| β_1 | Egg hatching rate to larva |
| α_1 | Larva aging rate to adult mosquitoes |
| μ_1 | Natural death rate of normal mosquitoes |
| μ_2 | Natural death rate of infected mosquitoes |
| a_1 | Larval competition rate |
| η | Proportion of <i>Wolbachia</i> -infected males and <i>Wolbachia</i> -infected females produce new uninfected offspring |
| γ | Proportion of <i>Non-Wolbachia</i> males and <i>Wolbachia</i> -infected females produce new uninfected offspring |

To formulate the model we use the notations described in Table 1 and a digramatic transmission in Figure 1.

Using these notations and the diagrammatic *wolbachia* transmission shown in Figure 1, we obtain the model of our *wolbachia* transmission in the mosquitoes in the form of a system of six differential equations.

$$\begin{aligned}
 \frac{dE_1}{dt} &= \frac{1}{2} \frac{\lambda_1 M_1^3}{(M_1 + M_2)^2} + \frac{1}{2} \frac{\eta \lambda_2 M_1 M_2^2}{(M_1 + M_2)^2} + \frac{1}{2} \frac{\gamma \lambda_2 M_2^2}{(M_1 + M_2)^2} - \beta_1 E_1 \\
 \frac{dL_1}{dt} &= \beta_1 E_1 - \alpha_1 L_1 - a_1 L_1 (L_1 + L_2) \\
 \frac{dM_1}{dt} &= \alpha_1 L_1 - \mu_1 M_1 \\
 \frac{dE_2}{dt} &= \frac{1}{2} \frac{(1-\eta) \lambda_2 M_1 M_2^2}{(M_1 + M_2)^2} + \frac{1}{2} \frac{(1-\gamma) \lambda_2 M_2^2}{(M_1 + M_2)^2} - \beta_1 E_2 \\
 \frac{dL_2}{dt} &= \beta_1 E_2 - \alpha_1 L_2 - a_1 L_2 (L_1 + L_2) \\
 \frac{dM_2}{dt} &= A_2 + \alpha_1 L_2 - \mu_2 M_2
 \end{aligned} \tag{1}$$

III. Model Analysis

In this section we provide a standard analysis in mathematical epidemiology, i.e. computing the basic reproduction number of the disease (R_0), showing the existence of the non-endemic and endemic equilibria, their

stability and its relation to the basic reproduction number. We look at two different cases, i.e. (a) natural case ($A_2=0$) when there is no *wolbachia*-infected mosquito recruitment and (b) artificial case ($A_2 \neq 0$) when there is *wolbachia*-infected mosquitoes introduction to the wild.

Equilibria for $A_2 = 0$

We obtain two equilibria, the normal equilibrium $X_1 = (E_1, 0, L_1, 0, M_1, 0)$ and the coexistence equilibrium $X_3 = (E_1^*, E_2^*, L_1^*, L_2^*, M_1^*, M_2^*)$. In the first equilibrium all normal mosquitoes compartments exist and all infected mosquitoes vanish, where the size of each compartment is given in (2). In the second equilibrium both normal and infected mosquitoes are present where the size of each compartment cannot be easily shown explicitly.

$$\begin{aligned}
 E_1 &= \frac{1}{4} \frac{\lambda_1 \alpha_1^2 (\lambda_1 - 2\mu_1)}{a_1 \mu_1^2 \beta_1}, \\
 L_1 &= \frac{1}{2} \frac{\alpha_1 (\lambda_1 - 2\mu_1)}{\alpha_1 \mu_1}, \tag{2} \\
 M_1 &= \frac{1}{2} \frac{\alpha_1^2 (\lambda_1 - 2\mu_1)}{a_1 \mu_1^2}
 \end{aligned}$$

It is easy to see that the condition for the existence of normal mosquito population is its egg recruitment rate should be twice larger than its natural death rate, i.e. $\frac{1}{2} \lambda_1 > \mu_1$, which is plausible.

Here we also perform dynamic analysis for the equilibria. If we substitute the equilibrium point (2) into the Jacobian

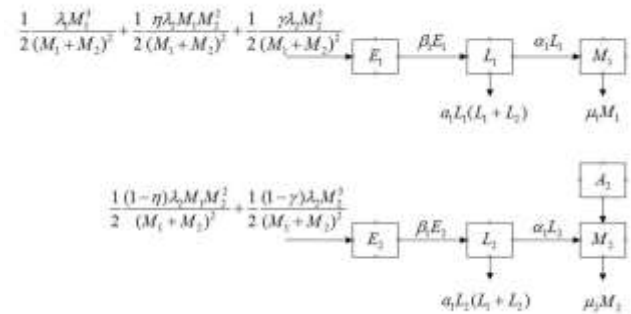


Figure 1. Disease transmission diagram

matrix of Equation (1) then we have the matrix

$$J_1 = \begin{pmatrix} -\beta_1 & 0 & \frac{1}{2} \lambda_1 & 0 & 0 & -\lambda_1 \\ \beta_1 & -\alpha_1 - \frac{\alpha_1 (\lambda_1 - 2\mu_1)}{\mu_1} & 0 & 0 & -\frac{1}{2} \frac{\alpha_1 (\lambda_1 - 2\mu_1)}{\mu_1} & 0 \\ 0 & \alpha_1 & -\mu_1 & 0 & 0 & 0 \\ 0 & 0 & 0 & -\beta_1 & 0 & 0 \\ 0 & 0 & 0 & \beta_1 & -\alpha_1 - \frac{\alpha_1 (\lambda_1 - 2\mu_1)}{\mu_1} & 0 \\ 0 & 0 & 0 & 0 & \alpha_1 & -\mu_2 \end{pmatrix}$$

Further from the Jacobian matrix J_1 we obtain a characteristic polynomial in the form of

$$p_1(X) = \frac{1}{4} \frac{1}{\mu_1^2} ((X + \beta_1)(2X\mu_1 + \alpha_1\lambda_1)(X + \mu_2)(q_1(X) + q_2(X))$$

$$\text{with } q_1(X) = 2\mu_1 X^3 + (2\alpha_1\lambda_1 - 2\alpha_1\mu_1 + 2\beta_1\mu_1 + 2\mu_1^2)X^2 \text{ and } q_2(X) = 2((\lambda_1 - \mu_1)(\beta_1 + \mu_1)\alpha_1 + 2\beta_1\mu_1^2)X + \alpha_1\beta_1\mu_1(\lambda_1 - 2\mu_1).$$

Again, if $\lambda_1 - 2\mu_1 > 0$ all of the eigen values are negative giving the local stability of the normal equilibrium .

An example show that when there is no *wolbachia*-infected mosquitoes are introduced into natural system, with

$$\lambda_1 = 5, \lambda_2 = 4, \alpha_1 = 1/12, \beta_1 = 1/2, a_1 = 0.1, \mu_1 = 1/30, \mu_2 = 1/15, \eta = 0.15, \gamma = 0.1$$

we obtain three different equilibria:

$$X_1 = (E_1 = 770.8333, E_2 = 0, L_1 = 61.666, L_2 = 0, M_1 = 154.1667, M_2 = 0)$$

$$X_2 = (E_1 = 12.95488975, E_2 = 39.87044217, L_1 = 3.884762048, L_2 = 11.95588566, M_1 = 9.711905121, M_2 = 14.94485708)$$

$$X_3 = (E_1 = 11.37114447, E_2 = 76.92422330, L_1 = 2.652824286, L_2 = 17.94599024, M_1 = 6.632060715, M_2 = 22.43248781)$$

In this case, by evaluating each Jacobian matrix it can be shown that the only stable equilibrium is X_1 and X_3 .

The following section provides a numerical example to illustrate the effect of *wolbachia*-infected mosquitoes introduction ($A_2 \neq 0$) on the stability/unstability of those equilibria and its consequences in term of dengue control. We can also expect some insight regarding the behavior of the co-existence equilibrium (since it is difficult to find analytically) and the possibility of the existence of complete replacement of natural mosquitoes by the introduce mosquitoes.

iv. Numerical Simulation

For the simulation we use the following two data set of parameters values representing high rate and moderate rate *wolbachia*-infected mosquitoes introduction into the natural system:

(1). High rate introduction

$$A_2 = 1, \lambda_1 = 5, \lambda_2 = 4, \alpha_1 = 1/12, \beta_1 = 1/2, a_1 = 0.1, \mu_1 = 1/30, \mu_2 = 1/15, \eta = 0.2, \gamma = 0.2$$

(2). Modest rate introduction

$$A_2 = 3/30, \lambda_1 = 5, \lambda_2 = 4, \alpha_1 = 1/12, \beta_1 = 1/2, a_1 = 0.1, \mu_1 = 1/30, \mu_2 = 1/15, \eta = 0.15, \gamma = 0.1$$

We note that the first data set is more favorable for the establishment of *wolbachia*-infected mosquitoes since it has a higher rate of recruitment and high proportion in inheriting *wolbachia* infection to their offspring. We expect that this can be confirmed in the following results of simulation.

Simulation in a high rate of introduction

Using the first data set of parameters we obtain three equilibria for Equation (1), i.e.:

$$X_1 = (E_1 = 463.1802865, E_2 = 5.916744847, L_1 = 47.40971495, L_2 = 0.6056198736, M_1 = 118.5242874, M_2 = 15.75702484)$$

$$X_2 = (E_1 = 52.11869128, E_2 = 39.35408543, L_1 = 11.95010468, L_2 = 9.023354752, M_1 = 29.87526171, M_2 = 26.27919344)$$

$$X_3 = (E_1 = 26.92998374, E_2 = 87.67355324, L_1 = 5.527936356, L_2 = 17.99681080, M_1 = 13.81984089, M_2 = 37.49601350)$$

We illustrate the stability of each equilibrium by giving different initial values close to the equilibrium as follows:

$$I_1(0) = \{E_1(0) = 460, E_2(0) = 5, L_1(0) = 45, L_2(0) = 1, M_1(0) = 50, M_2(0) = 50\}$$

$$I_2(0) = \{E_1(0) = 40, E_2(0) = 50, L_1(0) = 10, L_2(0) = 10, M_1(0) = 20, M_2(0) = 20\}$$

$$I_3(0) = \{E_1(0) = 20, E_2(0) = 80, L_1(0) = 5, L_2(0) = 15, M_1(0) = 5, M_2(0) = 2\}$$

Furthermore, we also show the orbit of Natural and *Wolbachia*-infected Mosquitoes in figure 5.

The first equilibrium (X_1)

Linearization of the system evaluated in this equilibrium gives six negative eigenvalues which means that the equilibrium is stable. Figure 2 show the trajectory of the solution from the initial value $I_1(0)$ which close to X_1 . The solution suggests a coexistence steady state with the natural population exceed the introduced population.

The second equilibrium (X_2)

Linearization of the system evaluated in this equilibrium gives six negative eigenvalues with one of them positive which means that the equilibrium is not stable. Figure 3 show the trajectory of the solution from the initial value $I_2(0)$. The solution suggests that the introduced *wolbachia*-infected mosquitoes out competes the natural mosquitoes population, which is a desirable condition in terms of dengue control problem.

The third equilibrium (X_3)

Linearization of the system evaluated in this equilibrium gives six negative eigenvalues which means that the equilibrium is stable. Figure 4 shows the trajectory of the solution from the initial value $I_3(0)$. The solution suggests a co-existence steady state with the natural population size below the size of the introduced population, which is better than the situation in Figure 2 in terms of dengue control problem.

Simulation in a modest rate of introduction

Using the second data set of parameters we obtain three equilibria for Equation (1), i.e.

$$X_1 = (E_1 = 740.6344119, E_2 = 0.05050655604, L_1 = 60.43640712, L_2 = 0.004121378556, M_1 = 151.0910178, M_2 = 1.505151723)$$

$$X_2 = (E_1 = 11.10017185, E_2 = 32.00612639, L_1 = 3.674685034, L_2 = 10.59555071, M_1 = 9.186712585, M_2 = 14.74443838)$$

$$X_3 = (E_1 = 8.658414914, E_2 = 58.90338617, L_1 = 2.302651092, L_2 = 15.66498578, M_1 = 5.756627730, M_2 = 21.08123222)$$

The stability of these equilibria is exactly the same as in the first case. Further, using the same initial values as in the first

case to perturb the equilibrium we obtain Figures 6 to 8 as follows. Also show the orbit of Natural and *Wolbachia*-infected Mosquitoes in figure 9.

In this numerical examples we obtain that complete replacement of natural mosquitoes population is possible by releasing relatively high rate of *wolbachia*-infected mosquitoes (data set 1). A relatively modest release rate is able to make the introduced mosquitoes establish and co-exists

TABLE 2. SENSITIVITY ANALYSIS OF A_2

| Parameter A_2 | Equilibria (M_1, M_2) | Stability | Perturbation in initial condition |
|-----------------|-------------------------------|------------------------------|-------------------------------------|
| 0 | (154,0) (9,14) (6,17) | Stable Unstable Stable | (6,13) stablelizes to (6,17) |
| 3/30 | (151,2) (9,15) (6,21) | Stable Unstable Stable | (6,13) stablelizes to (151,2) |
| 6/30 | (147,3) (14,16) (6,24) | Stable Unstable Stable | (10,14) stablelizes to (6,24) |
| 1 | (118,16) (34,25) (8,46) | Stable Unstable Stable | (33,25) stablelizes to (8,46) |

with the natural population (data set).

v. Conclusion

We have provided a mathematical model of the introduction of *wolbachia*-infected mosquitoes into a virgin mosquitoes population. The analysis of the model shows that there exist a competitive-exclusion equilibrium in which the introduced *wolbachia*-infected mosquitoes completely replaces the natural mosquitoes population. Hence, the introduction of *wolbachia*-infected mosquitoes is promising in controlling the spread of dengue disease in human population, even to eliminate it. Further research can be done by investigating the optimal release rate of *wolbachia*-infected mosquitoes considering that the program will be costly to implement.

Acknowledgment

The work is funded by of Hibah DIKTI 2015

References

[1] http://www.wpro.who.int/southpacific/programmes/communicable_diseases/malaria/page/en/index4.html

[2] I. Dusfour, V. Thalmensy, P. Gaborit, J. Issaly, R. Carinci, and R. Girod. "Multiple insecticide resistance in *Aedes aegypti* (Diptera: Culicidae) populations compromises the effectiveness of dengue vector control in French Guiana." *Memórias do Instituto Oswaldo Cruz*, 106(3), 346-352.

[3] S. Marcombe, R. B. Mathieu, N. Pocquet, M. A. Riaz, R. Poupardin, S. Sélior, F. Darriet, S. Reynaud, A. Yébakima, V Corbel, J. P. David, and F. Chandre. "Insecticide resistance in the dengue vector *Aedes aegypti* from Martinique: distribution, mechanisms and relations with environmental factors." *PLoS One* 7.2 (2012): e30989

[4] J. Vontas, E. Kioulos, N. Pavlidia, E. Moroua, A. della Torre, and H. Ranson. "Insecticide resistance in the major dengue vectors *Aedes albopictus* and *Aedes aegypti*." *Pesticide Biochemistry and Physiology* 104.2 (2012): 126-131.

[5] E. P. Lima, M. H. S. Paiva, A. P. de Araújo, É. V. G. da Silva, U. M. da Silva, L. N. de Oliveira, A. E. G. Santana, C. N. Barbosa, C. C. de Paiva Neto, M. OF. Goulart, C. S. Wilding, C. F. J. Ayres, and M. A. V. de Melo Santos. "Insecticide resistance in *Aedes aegypti* populations from Ceará, Brazil." *Parasit Vectors* 4.5 (2011): 2-12.

[6] R. M. de Freitas, F. C. Avendanho, R. Santos, G. Sylvestre, S. C. Araújo, J. B. P. Lima, A. J. Martins, G. E. Coelho, and D. Valle. "Undesirable consequences of insecticide resistance following *Aedes aegypti* control activities due to a dengue outbreak." *Plos one* 9.3 (2014): e92424.

[7] H.L. Yeap, J. K. Axford, J. Popovici, N. M. Endersby, I. I.Ormaetxe, S. A. Ritchie, and A. A. Hoffmann. "Assessing quality of life-shortening *Wolbachia*-infected *Aedes aegypti* mosquitoes in the field based on capture rates and morphometric assessments." *Parasit Vectors* 7 (2014): 58.

[8] A. P. Turley, M. P. Zalucki, S. L. O'Neill, and E. A. McGraw. "Transinfected *Wolbachia* have minimal effects on male reproductive success in *Aedes aegypti*." *Parasit Vectors* 2013, 6:36.

[9] C. J. McMeniman, R. V. Lane, B. N. Cass, A. W.C. Fong, M. Sidhu, Y. F. Wang, and S. L. O'Neill. "Stable introduction of a life-shortening *Wolbachia* infection into the mosquito *Aedes aegypti*." *Science* 323.5910 (2009): 141-144.

[10] N. M. Ferguson, D. T. H. Kien, H. Clapham, R. Aguas, V. T. Trung, T. N. B. Chau, J. Popovici, P. A. Ryan, S. L. O'Neill, E. A. McGraw, V. T. Long, L. T. Dui, H. L. Nguyen, N. V. V. Chau, B. Wills, and C.P. Simmons. "Modeling the impact on virus transmission of *Wolbachia*-mediated blocking of dengue virus infection of *Aedes aegypti*." *Science translational medicine* 7.279 (2015): 279ra37-279ra37.

[11] Hughes, Harriet, and N. F. Britton. "Modelling the use of *Wolbachia* to control dengue fever transmission." *Bulletin of mathematical biology* 75.5 (2013): 796-818.

[12] A. P. Turley, L. A. Moreira, S. L. O'Neill, and E.A. McGraw. "Wolbachia infection reduces blood-feeding success in the dengue fever mosquito, *Aedes aegypti*." *PLoS Negl Trop Dis* 3.9 (2009): e516-e516.

[13] M. S. C. Blagrovea, C. A. Goetab, A. B. Failloux, and S. P. Sinkins. "Wolbachia strain wMel induces cytoplasmic incompatibility and blocks dengue transmission in *Aedes albopictus*." *Proceedings of the National Academy of Sciences* 109.1 (2012): 255-260.s

[14] M. Segoli, A. A. Hoffmann, J. Lloyd, G. J. Omodei, and S. A. Ritchie. "The Effect of Virus-Blocking *Wolbachia* on Male Competitiveness of the Dengue Vector Mosquito, *Aedes aegypti*." *PLoS neglected tropical diseases* 8.12 (2014): e3294.

[15] P. Tortosa, S. Charlat, P. Labbé, J. S. Dehecq, H. Barré, and M. Weill. "Wolbachia age-sex-specific density in *Aedes albopictus*: a host evolutionary response to cytoplasmic incompatibility." *PLoS One* 5.3 (2010): e9700.

[16] M. Z. Ndi, R. I. Hickson, and G. N. Mercer. "Modelling the introduction of *Wolbachia* into *Aedes aegypti* mosquitoes to reduce dengue transmission." *The ANZIAM Journal* 53.03 (2012): 213-227.

[17] A.K. Supriatna, N. Anggriani. "System dynamics model of *wolbachia* infection in dengue transmission." *Procedia Engineering*, 50 (2012): 12-18.

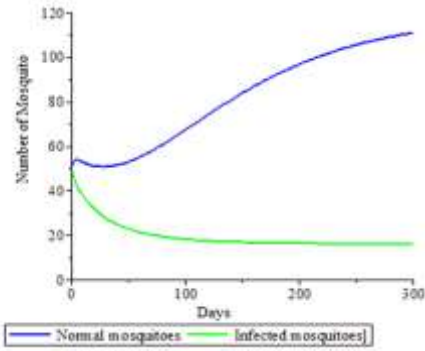


Figure 2. Small perturbation near X_1 : Coexistence Equilibrium between the Natural and *Wolbachia*-infected Mosquitoes with the former dominates the later

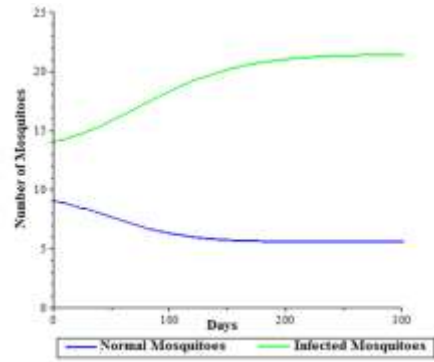


Figure 6. Small perturbation near X_1 : Coexistence Equilibrium between the Natural and *Wolbachia*-infected Mosquitoes with the former dominates the later

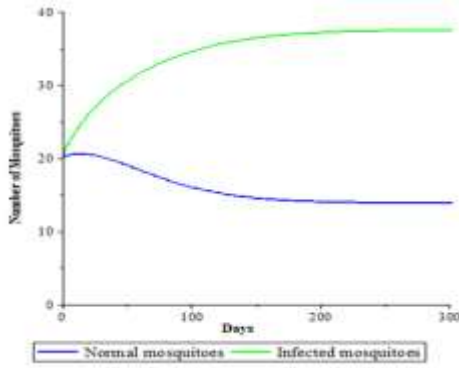


Figure 3. Small perturbation near X_2 : Competitive Exclusion of the Natural Mosquitoes by the *wolbachia*-infected mosquitoes

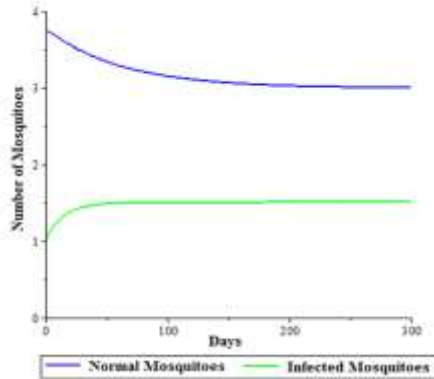


Figure 7. Small perturbation near X_2 : Coexistence Equilibrium between the Natural and *Wolbachia*-infected Mosquitoes with the former dominated by the later. Compared to Figure 3, here Competitive Exclusion of the Natural Mosquitoes by the *wolbachia*-infected mosquitoes is not observed

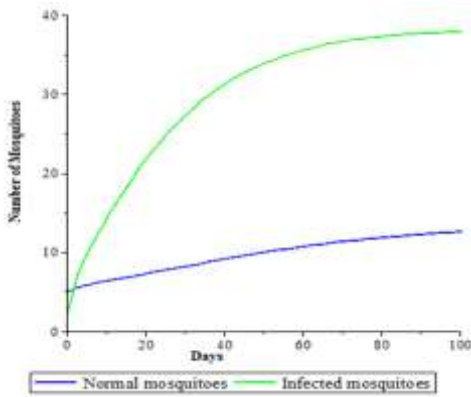


Figure 4. Small perturbation near X_3 : Coexistence Equilibrium between the Natural and *Wolbachia*-infected Mosquitoes with the former dominated by the later

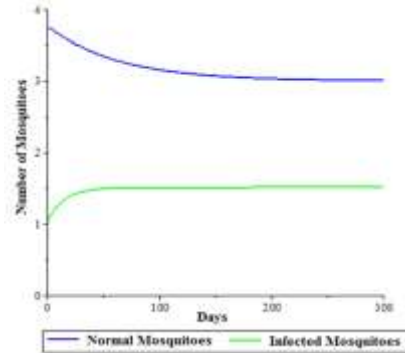


Figure 8. Small perturbation near X_3 : Coexistence Equilibrium between the Natural and *Wolbachia*-infected Mosquitoes with the former dominated by the later

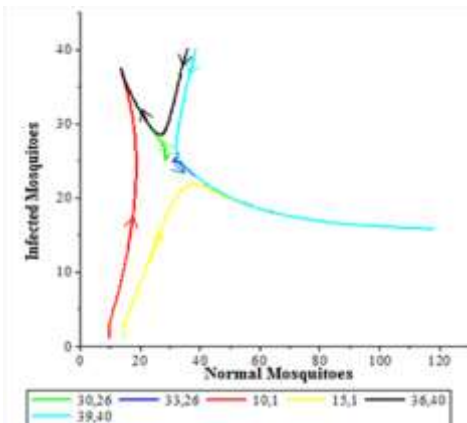


Figure 5. An orbit of Natural and *Wolbachia*-infected Mosquitoes

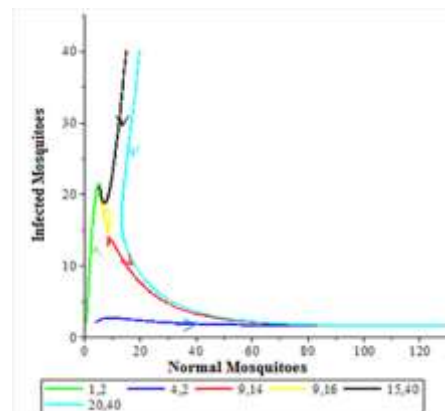


Figure 9. An orbit of Natural and *Wolbachia*-infected Mosquitoes