

# Trend Analyses of Critical Values Obtained for Range CBR Distance Achievable in Ubicomp MANETs Using Location-Aware Transmission Strategies.

M. Kaleem GALAMALI, Assoc. Prof Nawaz MOHAMUDALLY

**Abstract** – Many fields of research are concerned with pervasive computing, e.g., location-tracking, ubicomp functionalities and MANET transmission strategies. In spite of all intense research put in these sub-fields [1-60], their merging still lies along a long way ahead before yielding useful results. More distinctly here, the exertion of location-aware transmission strategies is envisioned to enhance energy management in ubicomp. Such enhancements expected [1] encompass improvements in location accuracy and refresh rates, the application of land-based GPS systems, development of better protocols optimised for transmission according to distance criteria and fine-tuning the precision of the distance criteria to apply the protocol. The know-how of distance coverages by transmitted packets in ubicomp environments and corresponding variations over different node densities, is assuredly profitable for refining transmission protocols in MANETs. One particular empirical study was carried out formerly [29] in which the metric Range CBR Distance, R\_CBR\_Dis, was exposed. This was further substantiated by a successive study [45] in which trends of parameters of equations for metric R\_CBR\_Dist were analysed.

In this paper, the successive investigation of good importance is laid as: “What are the observable critical values in R\_CBR\_Dist trends? What are the trends of variation observable within each critical value for metric R\_CBR\_Dist over varying node densities?” Designers will use these results in order to produce more sophisticated and “realistic” ubicomp schemes for future ubicomp tools.

This study remains a follow-up of previous studies [1-60].

**Key terms:** Ubicomp- Ubiquitous Computing, MAUC-Mobile and Ubiquitous Computing, R\_CBR\_Dist- Range CBR Distance, CBR- Constant Bit Rate, MANET- Mobile Adhoc Network, CV- Critical Value.

---

M. Kaleem GALAMALI,  
University of Technology Mauritius (student)  
Mauritius

Assoc. Prof Nawaz Mohamudally  
University of Technology Mauritius,  
Mauritius

## 1. Introduction

It is anticipated that for quite long in the future, quite a lot of ubicomp environments will be sub-standardly equipped with network resources on top of which other heterogeneities may be adding complexities. Among

these heterogeneities, there can be differences in accuracy level of distance measurement, location refresh rates and performance characteristics of existing protocols. Environments with substandard solution support, will welcome MANETs as the applicable solution. The performance features of MANETs, more strictly energy consumption features, may be intensified with location-aware transmission. Metrics analyses in ubicomp remain a method of compelling importance for studying distance coverage attributes. One such linked metric was produced in a previous paper [29] in which metric R\_CBR\_Dist was expounded as following the normal distribution model:

$$F(x) = b * (1 / (a * \sqrt{2 * \pi})) * \exp(- (x - c)^2 / 2 * a^2)$$

The associated follow-up study [45] was undertaken to mathematically model the three parameters of equation observed above. Results will be contributory towards more befitting understanding of the evolution and predictability of ubicomp environments. There are slowly developing progresses in this direction which will empower designers to produce better realistic scenarios for simulations, based on which more beneficial test cases can be prepared and ran over experimental components for middleware and communication protocols.

The analysis hence yearned for metric R\_CBR\_Dist is the identification of observable critical values obtained during experiments execution and formulation of relative theoretical tendencies of such CVs over varying node densities. Eight such CVs were observed.

The key contribution of this paper is the founding of the trends of variations for each of the eight CVs observed for metric R\_CBR\_Dist illustrated previously [29, 45] over node numbers ranging from 7 until 56. Such extension of information must necessarily be rendered available in a conducive format to more fruitfully assist designers in understanding the evolution and predictability of ubicomp behaviour and be favourably equipped to carry out reliable simulation scenarios testing of newly designed communication components. The rest of this paper is organised as follows: section 2- R\_CBR\_Dist Critical Values, section 3- Critical Values Trend Analyses- Metric R\_CBR\_Dist, section 4- Conclusion and References.

## 2. R\_CBR\_Dist Critical Values.

### 2.0 Critical Values Identified.

Eight CVs were identified as follows: Column headings are: C1→R\_CBR\_Dist CV, C2→Meaning of R\_CBR\_Dist CV, C3→Corresponding figure number for R\_CBR\_Dist CV.

C1	C2	C3
1	Smallest range distance noted.	1
2	% CBR at smallest range distance.	2
3	Largest range distance noted.	3
4	% CBR at largest range distance.	4
5	% CBR at peak value of range distance.	5
6	% CBR with range < modal range value.	6
7	% CBR with range > modal range value.	7
8	95 % CBR with max range as from	8

Table 1: R\_CBR\_Dist Critical Values

### 2.1 Experimental Critical Values Obtained.

Values obtained during experiments are summarised below. Values have been rounded to a maximum of 9 decimal places. Column heading NN → Node Number.

NN	CV1	CV2	CV3	CV4	CV5
7	0	0.555555556	359	0.079365079	1.555555556
8	0	0.557147405	359	0.079592486	1.560012735
9	0	0.555555556	359	0.079365079	1.428571429
10	1	0.238095238	363	0.238095238	1.507936508
11	1	0.238095238	363	0.317460317	1.380952381
12	1	0.238473768	363	0.317965024	1.589825119
13	1	0.158730159	363	0.238095238	1.507936508
14	1	0.158730159	363	0.317460317	1.507936508
15	1	0.158730159	363	0.317460317	1.666666667
16	1	0.158730159	363	0.317460317	1.380952381
17	1	0.079365079	363	0.317460317	1.349206349
18	1	0.079365079	363	0.317460317	1.587301587
19	1	0.079365079	363	0.317460317	1.507936508
20	1	0.079365079	363	0.317460317	1.349206349
21	1	0.079365079	369	0.079365079	1.428571429
22	1	0.079365079	369	0.079365079	1.428571429
23	1	0.079365079	389	0.238095238	1.714285714
24	1	0.079365079	389	0.238095238	1.349206349
25	1	0.079365079	389	0.238095238	1.349206349
26	1	0.079365079	381	0.238095238	1.666666667
27	1	0.079365079	381	0.238095238	1.507936508
28	1	0.079365079	388	0.158730159	1.507936508
29	1	0.079365079	388	0.158730159	1.507936508
30	1	0.079365079	389	0.079365079	1.507936508
31	1	0.079365079	389	0.238095238	1.587301587
32	1	0.079365079	389	0.238095238	1.428571429
33	1	0.079365079	389	0.238095238	1.507936508
34	1	0.079365079	389	0.238095238	1.428571429
35	1	0.079365079	389	0.079365079	1.460317460
36	1	0.079365079	389	0.079365079	1.349206349
37	1	0.079377679	389	0.238133037	1.508175901
38	1	0.079365079	389	0.238095238	1.587301587
39	1	0.079365079	389	0.238095238	1.507936508
40	1	0.079365079	389	0.238095238	1.587301587
41	1	0.079365079	389	0.238095238	1.666666667
42	1	0.079365079	389	0.238095238	1.587301587
43	1	0.079365079	389	0.238095238	1.507936508
44	1	0.079415502	389	0.238246506	2.303049555
45	1	0.079365079	389	0.238095238	1.507936508
46	1	0.079365079	389	0.238095238	1.746031746
47	1	0.079365079	389	0.238095238	1.428571429
48	1	0.079365079	389	0.238095238	1.507936508

49	1	0.079365079	389	0.238095238	1.428571429
50	1	0.079365079	368	0.158730159	1.666666667
51	1	0.079365079	368	0.158730159	1.428571429
52	1	0.079365079	368	0.158730159	1.507936508
53	1	0.079365079	368	0.158730159	1.746031746
54	1	0.079365079	368	0.158730159	1.587301587
55	1	0.079365079	368	0.158730159	1.349206349
56	1	0.079365079	368	0.158730159	1.587301587

Table 2(a): Experimental Critical Values Obtained(1)

NN	CV6	CV7	CV8
7	50.301587302	38.619047619	282
8	59.710283349	38.729703916	283
9	39.269841270	59.301587302	285
10	29.126984127	69.365079365	285
11	44.523809524	54.095238095	285
12	54.260731320	44.149443561	296
13	81.031746032	17.460317460	296
14	43.507936508	54.984126984	295
15	46.031746032	52.301587302	298
16	33.952380952	64.666666667	303
17	46.269841270	52.380952381	303
18	74.126984127	24.285714286	303
19	78.492063492	20.000000000	303
20	43.000000000	55.650793651	303
21	62.365079365	36.206349206	299
22	68.206349206	30.365079365	304
23	39.873015873	58.412698413	306
24	46.507936508	52.142857143	308
25	65.825396825	32.825396825	312
26	65.873015873	32.460317460	314
27	70.873015873	27.619047619	314
28	53.206349206	45.285714286	314
29	47.380952381	51.111111111	314
30	41.571428571	56.920634921	314
31	48.730158730	49.682539683	314
32	70.158730159	28.412698413	314
33	68.650793651	29.841269841	314
34	54.603174603	43.968253968	314
35	54.174603175	44.365079365	314
36	46.111111111	52.539682540	314
37	90.315923162	8.175900937	314
38	56.190476190	42.222222222	315
39	33.968253968	64.523809524	317
40	33.095238095	65.317460317	320
41	42.301587302	56.031746032	319
42	41.666666667	56.746031746	322
43	61.190476190	37.301587302	319
44	59.593392630	38.103557814	319
45	59.682539683	38.809523810	317
46	60.079365079	38.174603175	318
47	63.809523810	34.761904762	318
48	79.920634921	18.571428571	320
49	73.412698413	25.158730159	322
50	58.412698413	39.920634921	323
51	64.523809524	34.047619048	323
52	48.888888889	49.603174603	321
53	43.015873016	55.238095238	323
54	57.777777778	40.634920635	323
55	36.031746032	62.619047619	322
56	57.460317460	40.952380952	321

Table 2(b): Experimental Critical Values Obtained(2)

## 3. Critical Values Trend Analyses- Metric R\_CBR\_Dist.

**3.0 General Procedure Adopted.**

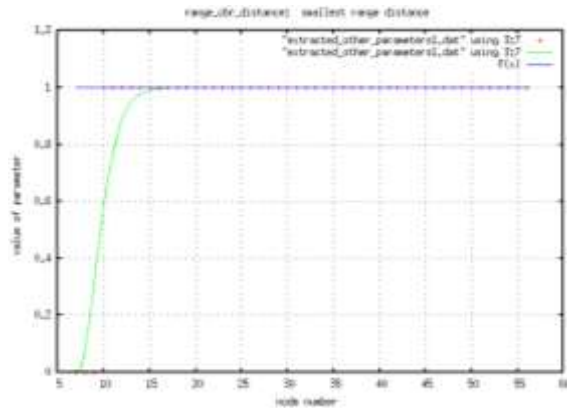
A four-step procedure has been defined:

- i. The tabulated data for each R\_CBR\_Dist CV is plotted onto gnuplot.
- ii. Graphical analyses are performed and general observations noted.
- iii. Different equations of fit are attempted. For three CVs choice of best fit is made based on flat values and for remaining five CVs, it is based on values of least reduced chi-square and best extendability produced at node numbers 80, 100 and 120.
- iv. The subsequent parameter values for each R\_CBR\_Dist CV equation are noted.

**3.1 Trend Analysis – R\_CBR\_Dist CV1.**

The plots depict two distinct ranges as follows:

$$F(x) = \begin{cases} 0 & 7 \leq x \leq 9 \\ 1 & x \geq 10 \end{cases}$$

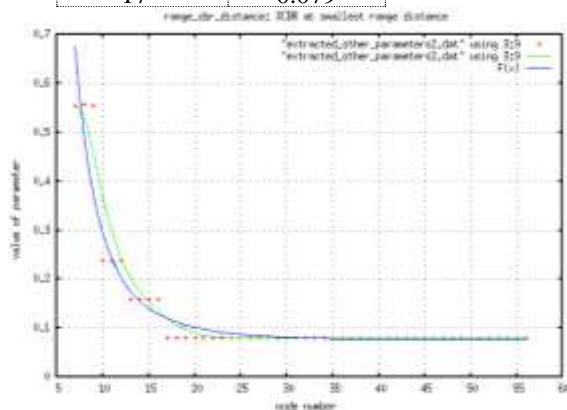


**Figure 1: R\_CBR\_Dist Critical Value 1**

**3.2 Trend Analysis – R\_CBR\_Dist CV2.**

Four series of observations are made here as follows:

Node	Y-axis
7 - 9	0.555
10 - 12	0.238
13 - 16	0.159
17 -	0.079



**Figure 2: R\_CBR\_Dist Critical Value 2**

For node number 17 and above, the projected value can safely be assumed at 0.079.

The potentially applicable equations are:

$$1. F(x) = ((a * x^{-1}) / \log(x)) + b$$

$$Ch\_sq = 0.00213996$$

$$2. F(x) = (((a*x^{-1})+b) / \log(x+c)) + d$$

$$Ch\_sq = 0.00111038 \quad F(80) = 0.122230167$$

$$F(100) = 0.142421090 \quad F(120) = 0.159337046$$

$$3. F(x) = (((a*x^{-2})+b) / \log(x+c)) + d$$

$$Ch\_sq = 0.00116949 \quad F(80) = 0.126519388$$

$$F(100) = 0.157740250 \quad F(120) = 0.188924115$$

$$4. F(x) = (((a*x^{-2.8})+b) / \log(x+c)) + d$$

$$Ch\_sq = 0.00141684 \quad F(80) = 0.079943120$$

$$F(100) = 0.082866289 \quad F(120) = 0.085878074$$


**Choice of best fit for R\_CBR\_Dist Critical Value 2**

The equation in part 4 above has been selected because of best extendability even if ch\_sq is not least. The parameters for best fit are:

$$a = 974.855, b = -8.27327, c = 966.745, d = 1.26909$$

**3.3 Trend Analysis – R\_CBR\_Dist CV3.**

Instead of a consistent curve of tendency, 4 distinct levels of largest range distance are noted.



**Figure 3: R\_CBR\_Dist Critical Value 3**

Level Number	Node Numbers	Y-axis Value
1	7 - 9	359
2	10 - 22	363
3	23 - 49	389
4	50 - 56	368

Range of Node\_numbers for level 1 until 3 depict an increasing value. It can be suggested that level 4 will hold for node numbers around 50 - 90.

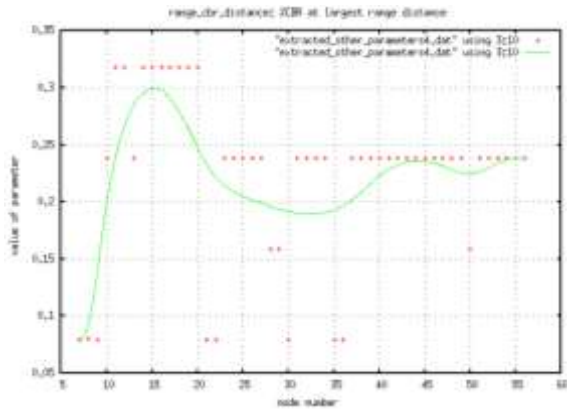
The observations resemble those of PPD CV3 [58], but are not identical.

**3.4 Trend Analysis – R\_CBR\_Dist CV4.**

Here, mostly 3 distinct levels are noted in the plots. A few exceptions to these levels is acknowledged.

Node Numbers	Y-axis Value
7 - 9	0.079
10 - 20	0.317
21 -	0.238

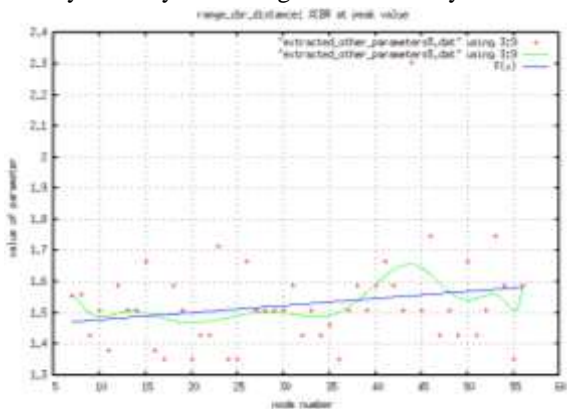




**Figure 4: R\_CBR\_Dist Critical Value 4**

**3.5 Trend Analysis – R\_CBR\_Dist CV5.**

Mostly a mildly increasing linear tendency is observed.



**Figure 5: R\_CBR\_Dist Critical Value 5**

The applicable equation is:  $F(x) = d*x + f$

$Ch\_sq = 0.023\ 096\ 7$        $F(80) = 1.637\ 285\ 588$

$F(100) = 1.682\ 699\ 120$        $F(120) = 1.728\ 112\ 652$

Parameters for best fit:  $d = 0.002\ 270\ 68$  ,  $f = 1.455\ 63$

A tolerance of  $\pm 0.2$  is also suggested.

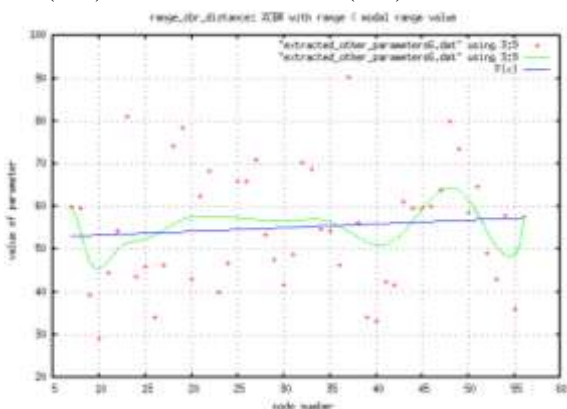
**3.6 Trend Analysis – R\_CBR\_Dist CV6.**

The plots are very scattered. Mostly a very mildly increasing linear tendency is observed.

The applicable equation is:  $F(x) = d*x + f$

$Ch\_sq = 199.322$        $F(80) = 59.425\ 895\ 617$

$F(100) = 61.180\ 254\ 691$        $F(120) = 62.934\ 613\ 764$



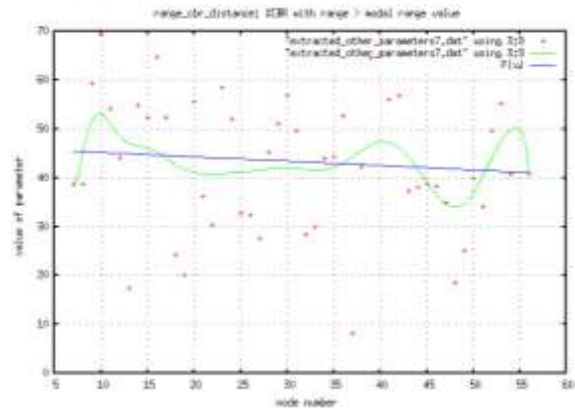
**Figure 6: R\_CBR\_Dist Critical Value 6**

Parameters for best fit are:  $d = 0.087\ 718$  ,  $f = 52.408\ 5$

A tolerance of  $\pm 15$  is also suggested.

**3.7 Trend Analysis – R\_CBR\_Dist CV7.**

Here also the plots are very scattered. Mostly a very mildly decreasing linear tendency is observed. A tolerance of  $\pm 15$  is also suggested.



**Figure 7: R\_CBR\_Dist Critical Value 7**

The applicable equation is:  $F(x) = d*x + f$


$Ch\_sq = 199.41$        $F(80) = 38.936\ 818\ 793$

$F(100) = 37.137\ 046\ 188$        $F(120) = 35.337\ 273\ 582$

Parameters for best fit are:  $d = -0.089\ 988\ 6$  ,  $f = 46.135\ 9$

**3.8 Trend Analysis – R\_CBR\_Dist CV8.**

The plots obtained here depict an increasing tendency at a decreasing rate. Some staircase features due to rounding off distance values are also noted.



**Figure 8: R\_CBR\_Dist Critical Value 8**

The potentially applicable equations are:

1.  $F(x) = a * \log((b * x) + c) + d$   
 $Ch\_sq = 5.870\ 03$        $F(80) = 329.910\ 734\ 899$   
 $F(100) = 333.799\ 355\ 886$        $F(120) = 336.953\ 832\ 213$
2.  $F(x) = a * \log((b*x)+c) + (d*x)$   
 $Ch\_sq = 5.324\ 38$        $F(80) = 324.132\ 113\ 899$   
 $F(100) = 323.358\ 918\ 897$        $F(120) = 321.282\ 940\ 355$
3.  $F(x) = a * \log((b*x) + c) + (d/x)$   
 $Ch\_sq = 5.771\ 22$        $F(80) = 329.838\ 981\ 295$   
 $F(100) = 333.672\ 024\ 386$        $F(120) = 336.771\ 464\ 703$
4.  $F(x) = a * x^{-1} * \log((b*x)+c) + d$   
 $Ch\_sq = 10.563\ 3$        $F(80) = 322.228\ 357\ 523$   
 $F(100) = 323.285\ 278\ 074$        $F(120) = 323.997\ 260\ 041$
5.  $F(x) = a * x^{-0.5} * \log((b*x)+c) + d$   
 $Ch\_sq = 5.763\ 18$        $F(80) = 326.747\ 839\ 244$   
 $F(100) = 329.148\ 274\ 666$        $F(120) = 330.939\ 664\ 370$

$$6. F(x) = a * x^{-0.25} * \log((b * x) + c) + d$$

Ch\_sq = 5.712 52      F(80) = 329.535 900 100  
 F(100) = 333.047 201 745      F(120) = 335.807 762 148

$$7. F(x) = a * x^{-0.75} * \log((b * x) + c) + d$$

Ch\_sq = 7.421 98      F(80) = 324.328 018 252  
 F(100) = 325.939 514 600      F(120) = 327.082 046 714

#### Choice of best fit for R\_CBR\_Dist Critical Value 8

The equation in part 5 above has been selected because of best extendability even if ch\_sq is not least. The parameters obtained for best fit are:

$$a = -10.9806, b = 9.14866(e^{+06}), c = 1883.39, d = 351.806$$

## 4. Conclusion.

This empirical study was intended to identify the relevant CVs observable for metric R\_CBR\_Dist and analyse their corresponding trends over varying node densities in a MANET topography of 300 x 300 m<sup>2</sup>. The models depicted in this paper, are composed of quite complex mathematical equations. The output displayed here will fortify the existing tools for better studies of MANETs for ubicomp environments as viewed by software engineers. These results may be suitably implemented into computational methods to generate better simulation scenarios which will subsequently serve for allowing more refined testing over communication and middleware components.

This experiment was executed in NS-2 over Linux. Attempts for plottings and “fit” were done with gnuplot. Designation of best fit was based on values of least reduced chi-square and best extendability observed at higher node numbers for five CVs and on flat values for three CVs. The assumptions mentioned in previous paper [29, 45] are maintained here also.

This investigation stands as a follow-up of previous ones [1-60]. The results presented here remain open for future upgrades. One such possible work identified remains the formulation of predictability for metric R\_CBR\_Dist and its trend.

## References

[1] M. Kaleem GALAMALI, Assoc. Prof Nawaz MOHAMUDALLY, Towards Dependable Pervasive Systems-A Position and Vision Paper, CEET 2014

[2] M. Kaleem GALAMALI, Assoc. Prof Nawaz MOHAMUDALLY, Model of Energy Savings achievable with Location-aware Node-to-Node Transmission in UbiComp, CEET 2014

[3] M. Kaleem GALAMALI, Assoc. Prof Nawaz MOHAMUDALLY, Model of Energy Savings achievable with Location-aware Node-to-Node Transmission in UbiComp Using Location Refresh Intervals, CEET 2014

[4] M. Kaleem GALAMALI, Assoc. Prof Nawaz MOHAMUDALLY, Model of Energy Savings achievable

with Location-aware Transmission in UbiComp Using Relays, CEET 2014

[5] M. Kaleem GALAMALI, Assoc. Prof Nawaz MOHAMUDALLY, Mathematical modeling of need of exact number of relays to ensure seamless mobility in mobile computing, CEET 2014

[6] M. Kaleem GALAMALI, Assoc. Prof Nawaz MOHAMUDALLY, Modelling of need for multiple relays for ensuring seamless mobility, CEET 2014

[7] M. Kaleem GALAMALI, Assoc. Prof Nawaz MOHAMUDALLY, Investigation of prominence of placements of relays in a ubicomp topography,

[8] M. Kaleem GALAMALI, Assoc. Prof Nawaz MOHAMUDALLY, Model of energy savings achievable with location-aware transmission in ubicomp using optimised number of relays.

[9] M. Kaleem GALAMALI, Assoc. Prof Nawaz MOHAMUDALLY, Investigation of Prominence of Placements of Optimised Number of Relays in a UbiComp Topography using Location-Aware Transmission, CEET 2015.

[10] M. Kaleem GALAMALI, Assoc. Prof Nawaz MOHAMUDALLY, Extending Node Battery Availability in UbiComp with Location-Aware Transmission, CEET 2015.

[11] M. Kaleem GALAMALI, Assoc. Prof Nawaz MOHAMUDALLY, Extending Node Battery Availability in UbiComp with Location-Aware Transmission using Location Refresh Intervals, CEET 2015.

[12] M. Kaleem GALAMALI, Assoc. Prof Nawaz MOHAMUDALLY, Extending Node Battery Availability in UbiComp with Location-Aware Transmission using Uniformly Placed Relays, CEET 2015.

[13] M. Kaleem GALAMALI, Assoc. Prof Nawaz MOHAMUDALLY, Extending Node Battery Availability in UbiComp with Location-Aware Transmission Using Optimally Placed Relays, CEET 2015.

[14] M. Kaleem GALAMALI, Assoc. Prof Nawaz MOHAMUDALLY, Model of Sender Node Energy Savings Achievable with Location-Aware MANET Transmission in UbiComp. ACCN 2016

[15] M. Kaleem GALAMALI, Assoc. Prof Nawaz MOHAMUDALLY, Model of Overall Node Energy Savings Achievable with Location-Aware MANET Transmission in UbiComp. ACCN 2016

[16] M. Kaleem GALAMALI, Assoc. Prof Nawaz MOHAMUDALLY, Model of Sender Node Extra Energy Savings Achievable in MANET Against Direct Node-to-Node Transmission Using Location-Aware Transmission in UbiComp. ACCN 2016

[17] M. Kaleem GALAMALI, Assoc. Prof Nawaz MOHAMUDALLY, Model of Overall Node Extra Energy Savings Achievable in MANET against Direct Node-to-Node Transmission Using Location-Aware Transmission in UbiComp. ACCN 2016

[18] M. Kaleem GALAMALI, Assoc. Prof Nawaz MOHAMUDALLY, Model of Energy Consumption Ratio Achievable in MANET Using Location-Aware Transmission in UbiComp. ACCN 2016

[19] M. Kaleem GALAMALI, Assoc. Prof Nawaz MOHAMUDALLY, Model of Minimum Energy Consumption Ratio Achievable in MANET Using Location-Aware Transmission in UbiComp. ACCN 2016

[20] M. Kaleem GALAMALI, Assoc. Prof Nawaz MOHAMUDALLY, Model of Maximum Energy Consumption Ratio Achievable in MANET Using Location-Aware Transmission in UbiComp. ACCN 2016

[21] M. Kaleem GALAMALI, Assoc. Prof Nawaz MOHAMUDALLY, Model of Overall Energy Consumption Fairness Ratio Achievable in MANET Using Location-Aware Transmission in UbiComp. ACCN 2016

[22] M. Kaleem GALAMALI, Assoc. Prof Nawaz MOHAMUDALLY, Model of Overall Energy Consumption Fairness Proportion Achievable in MANET Using Location-Aware Transmission for UbiComp, CEET 2016

[23] M. Kaleem GALAMALI, Assoc. Prof Nawaz MOHAMUDALLY, Model of Minimum Fairness Proportion Achievable in MANET Using Location-Aware Transmission for UbiComp, CEET 2016

[24] M. Kaleem GALAMALI, Assoc. Prof Nawaz

- MOHAMUDALLY, Model of Maximum Fairness Proportion Achievable in MANET Using Location-Aware Transmission for Ubicomp, CEET 2016
- [25] M. Kaleem GALAMALI, Assoc. Prof Nawaz MOHAMUDALLY, Model of Sender Fairness Proportion Achievable in MANET Using Location-Aware Transmission for Ubicomp, CEET 2016
- [26] M. Kaleem GALAMALI, Assoc. Prof Nawaz MOHAMUDALLY, Model of Distance Travelled by packets in MANETs using Location-Aware Transmission for Ubicomp, CEET 2016
- [27] M. Kaleem GALAMALI, Assoc. Prof Nawaz MOHAMUDALLY, Model of Maximum CBR Distance Travelled by packets in MANETs using Location-Aware Transmission for Ubicomp, CEET 2016
- [28] M. Kaleem GALAMALI, Assoc. Prof Nawaz MOHAMUDALLY, Model of Minimum CBR Distance Travelled by packets in MANETs using Location-Aware Transmission for Ubicomp, CEET 2016
- [29] M. Kaleem GALAMALI, Assoc. Prof Nawaz MOHAMUDALLY, Model of Range CBR Distance Experienced by Transmissions in MANETs using Location-Aware Transmission for Ubicomp, CEET 2016
- [30] M. Kaleem GALAMALI, Assoc. Prof Nawaz MOHAMUDALLY, Trend Analyses of Parameters of Equations for Sender Node Energy Savings Achievable in Ubicomp MANETs using Location-Aware Transmission, ACCN 2017.
- [31] M. Kaleem GALAMALI, Assoc. Prof Nawaz MOHAMUDALLY, Trend Analyses of Parameters of Equations for Overall Node Energy Savings Achievable in Ubicomp MANETs using Location-Aware Transmission, ACCN 2017.
- [32] M. Kaleem GALAMALI, Assoc. Prof Nawaz MOHAMUDALLY, Trend Analyses of Parameters of Equations for Sender Node Extra Energy Savings Achievable in MANET against Direct Node-to-Node Location-Aware Transmission, ACCN 2017.
- [33] M. Kaleem GALAMALI, Assoc. Prof Nawaz MOHAMUDALLY, Trend Analyses of Parameters of Equations for Overall Nodes Extra Energy Savings Achievable in MANET against Direct Node-to-Node Location-Aware Transmission, ACCN 2017.
- [34] M. Kaleem GALAMALI, Assoc. Prof Nawaz MOHAMUDALLY, Trend Analyses of Parameters of Equations for Energy Consumption Ratio Achievable in Ubicomp MANET Using Location-Aware Transmission, ACCN 2017.
- [35] M. Kaleem GALAMALI, Assoc. Prof Nawaz MOHAMUDALLY, Trend Analyses of Parameters of Equations for Minimum Energy Consumption Ratio Achievable in Ubicomp MANETs Using Location-Aware Transmission, ACCN 2017.
- [36] M. Kaleem GALAMALI, Assoc. Prof Nawaz MOHAMUDALLY, Trend Analyses of Parameters of Equations for Maximum Energy Consumption Ratio Achievable in Ubicomp MANETs Using Location-Aware Transmission, ACCN 2017.
- [37] M. Kaleem GALAMALI, Assoc. Prof Nawaz MOHAMUDALLY, Trend Analyses of Parameters of Equations for Overall Fairness Ratio Achievable in Ubicomp MANETs Using Location-Aware Transmission, ACCN 2017.
- [38] M. Kaleem GALAMALI, Assoc. Prof Nawaz MOHAMUDALLY, Trend Analyses of Parameters of Equations for Energy Consumption Fairness Proportion Achievable in Ubicomp MANETs Using Location-Aware Transmission, CEET 2017
- [39] M. Kaleem GALAMALI, Assoc. Prof Nawaz MOHAMUDALLY, Trend Analyses of Parameters of Equations for Minimum Fairness Proportion Achievable in Ubicomp MANETs Using Location-Aware Transmission, CEET 2017
- [40] M. Kaleem GALAMALI, Assoc. Prof Nawaz MOHAMUDALLY, Trend Analyses of Parameters of Equations for Maximum Fairness Proportion Achievable in Ubicomp MANETs Using Location-Aware Transmission, CEET 2017
- [41] M. Kaleem GALAMALI, Assoc. Prof Nawaz MOHAMUDALLY, Trend Analyses of Parameters of Equations for Sender Fairness Proportion Achievable in Ubicomp MANETs Using Location-Aware Transmission, CEET 2017
- [42] M. Kaleem GALAMALI, Assoc. Prof Nawaz MOHAMUDALLY, Trend Analyses of Parameters of Equations for Packets Per Distance Achievable in Ubicomp MANETs Using Location-Aware Transmission, CEET 2017
- [43] M. Kaleem GALAMALI, Assoc. Prof Nawaz MOHAMUDALLY, Trend Analyses of Parameters of Equations for Maximum CBR Distance Achievable in Ubicomp MANETs Using Location-Aware Transmission, CEET 2017
- [44] M. Kaleem GALAMALI, Assoc. Prof Nawaz MOHAMUDALLY, Trend Analyses of Parameters of Equations for Minimum CBR Distance Achievable in Ubicomp MANETs Using Location-Aware Transmission, CEET 2017
- [45] M. Kaleem GALAMALI, Assoc. Prof Nawaz MOHAMUDALLY, Trend Analyses of Parameters of Equations for Range CBR Distance Achievable in Ubicomp MANETs Using Location-Aware Transmission, CEET 2017
- [46] M. Kaleem GALAMALI, Assoc. Prof Nawaz MOHAMUDALLY, Trend Analyses of Critical Values Obtained for Sender Node Energy Savings Achievable in Ubicomp MANETs Using Location-Aware Transmission, CEET 2017
- [47] M. Kaleem GALAMALI, Assoc. Prof Nawaz MOHAMUDALLY, Trend Analyses of Critical Values Obtained for Overall Node Energy Savings Achievable in Ubicomp MANETs Using Location-Aware Transmission, CEET 2017
- [48] M. Kaleem GALAMALI, Assoc. Prof Nawaz MOHAMUDALLY, Trend Analyses of Critical Values Obtained for Sender Node Extra Energy Savings Achievable in Ubicomp MANET Against Direct Node-to-Node Location-Aware Transmission, CEET 2017
- [49] M. Kaleem GALAMALI, Assoc. Prof Nawaz MOHAMUDALLY, Trend Analyses of Critical Values Obtained for Overall Nodes Extra Energy Savings Achievable in Ubicomp MANET Against Direct Node-to-Node Location-Aware Transmission, CEET 2017
- [50] M. Kaleem GALAMALI, Assoc. Prof Nawaz MOHAMUDALLY, Trend Analyses of Critical Values Obtained for Energy Consumption Ratio Achievable in Ubicomp MANETs Using Location-Aware Transmission Strategies, CEET 2017
- [51] M. Kaleem GALAMALI, Assoc. Prof Nawaz MOHAMUDALLY, Trend Analyses of Critical Values Obtained for Minimum Energy Consumption Ratio Achievable in Ubicomp MANETs Using Location-Aware Transmission Strategies, CEET 2017
- [52] M. Kaleem GALAMALI, Assoc. Prof Nawaz MOHAMUDALLY, Trend Analyses of Critical Values Obtained for Maximum Energy Consumption Ratio Achievable in Ubicomp MANETs Using Location-Aware Transmission Strategies, CEET 2017
- [53] M. Kaleem GALAMALI, Assoc. Prof Nawaz MOHAMUDALLY, Trend Analyses of Critical Values Obtained for Overall Fairness Ratio Achievable in Ubicomp MANETs Using Location-Aware Transmission Strategies, CEET 2017
- [54] M. Kaleem GALAMALI, Assoc. Prof Nawaz MOHAMUDALLY, Trend Analyses of Critical Values Obtained for Energy Consumption Fairness Proportion Achievable in Ubicomp MANETs Using Location-Aware Transmission Strategies, ACCN 2017.
- [55] M. Kaleem GALAMALI, Assoc. Prof Nawaz MOHAMUDALLY, Trend Analyses of Critical Values Obtained for Minimum Fairness Proportion Achievable in Ubicomp MANETs Using Location-Aware Transmission Strategies, ACCN 2017.
- [56] M. Kaleem GALAMALI, Assoc. Prof Nawaz MOHAMUDALLY, Trend Analyses of Critical Values Obtained for Maximum Fairness Proportion Achievable in Ubicomp MANETs Using Location-Aware Transmission Strategies, ACCN 2017.
- [57] M. Kaleem GALAMALI, Assoc. Prof Nawaz MOHAMUDALLY, Trend Analyses of Critical Values Obtained for Sender Fairness Proportion Achievable in Ubicomp MANETs Using Location-Aware Transmission Strategies, ACCN 2017.
- [58] M. Kaleem GALAMALI, Assoc. Prof Nawaz MOHAMUDALLY, Trend Analyses of Critical Values Obtained for Packets Per Distance Achievable in Ubicomp MANETs Using Location-Aware Transmission Strategies, ACCN 2017.



- [59] M. Kaleem GALAMALI, Assoc. Prof Nawaz MOHAMUDALLY, Trend Analyses of Critical Values Obtained for Maximum CBR Distance Achievable in UbiComp MANETs Using Location-Aware Transmission Strategies, ACCN 2017.
- [60] M. Kaleem GALAMALI, Assoc. Prof Nawaz MOHAMUDALLY, Trend Analyses of Critical Values Obtained for Minimum CBR Distance Achievable in UbiComp MANETs Using Location-Aware Transmission Strategies, ACCN 2017.
- [61] Markus Bylund and Zary Segall, Towards seamless mobility with personal servers, 2004.
- [62] Masugi Inoue, Mikio Hasegawa, Nobuo Ryoki and Hiroyuki Morikawa, Context-Based Seamless Network and Application Control, 2004
- [63] Xiang Song, Umakishore Ramachandran, MobiGo: A Middleware for Seamless Mobility, College of Computing Georgia Institute of Technology, Atlanta, GA, USA, August 2007
- [64] Budzisz, Ferrús, R., Brunstrom A., Grinnemo, K, Fracchia, R., Galante, G., and Casadevall, F. Towards transport-layer mobility: Evolution of SCTP multihoming, March 2008
- [65] Paul Dourish & Genevieve Bell, Divining a digital future, 2011.
- [66] Xiang Song, Seamless Mobility In Ubiquitous Computing Environments, PhD Thesis, Georgia Institute of Technology, August 2008
- [67] Kevin O Mahony, Jian Liang, Kieran Delaney, User-Centric Personalization and Autonomous Reconfiguration Across Ubiquitous Computing Environments, NIMBUS Centre Cork Institute of Technology, Cork, Ireland, UBIComm 2012
- [68] Pablo Vidales, Seamless mobility in 4G systems, *Technical Report, University of Cambridge, Computer Laboratory*, Number 656, November 2005
- [69] João Pedro Sousa and David Garlan, Aura: An Architectural Framework for User Mobility in Ubiquitous Computing Environments, School of Computer Science, Carnegie Mellon University, USA, August 2002
- [70] Dennis Lupiana, Ciaran O'Driscoll, Fredrick Mtenzi, Defining Smart Space in the Context of Ubiquitous Computing, Dublin Institute of Technology, Ireland, Special Issue on ICIT 2009 Conference - Web and Agent Systems, 2009
- [71] N.S.V.Shet1, Prof.K.Chandrasekaran2 and Prof. K.C.Shet3, *WAP Based Seamless Roaming In Urban Environment with Wise Handoff Technique*, International Journal of UbiComp (IJU), Vol.1, No.4, October 2010
- [72] Yipeng Yu Dan He Weidong Hua Shijian Li Yu Qi Yueming Wang Gang Pan, FlyingBuddy2: A Brain-controlled Assistant for the Handicapped, Zhejiang University, *UbiComp'12*, September 5-8, 2012.
- [73] Jing Su, James Scott, Pan Hui, Jon Crowcroft, Eyal de Lara Christophe Diot, Ashvin Goel, Meng How Lim, and Eben Upton, Huggle: Seamless Networking for Mobile Applications, 2007
- [74] Rui Han, Moustafa M. Ghanem, Li Guo, Yike Guo\*, Michelle Osmond, Enabling cost-aware and adaptive elasticity of multi-tier cloud applications, Future Generation Computer Systems, 2012
- [75] Byrav Ramamurthy, K. K. Ramakrishnan, Rakesh K. Sinha, Cost and Reliability Considerations in Designing the Next-Generation IP over WDM Backbone Networks, 2012.
- [76] Bhavish Aggarwal, Aditya Akella, Ashok Anand, Athula Balachandran, Pushkar Chitnis, Chitra Muthukrishnan, Ram Ramjee and George Varghese, EndRE: An End-System Redundancy Elimination Service for Enterprises, NSDI 2010, San Jose, CA
- [77] Ashok Anand, Vyas Sekar and Aditya Akella, SmartRE: An Architecture for Coordinated Network-wide Redundancy Elimination, SIGCOMM 2009, Barcelona, Spain
- [78] John Breeden II, "Smart-phone battery life could double – without better batteries", Nov 14, 2012
- [79] Andy Boxall, "When will your phone battery last as long as your kindle", December 5, 2012.
- [80] Imielinski, T. and Navas, J.C. (1999). GPS-based geographic addressing, routing, and resource discovery. *Comms. ACM*, Vol. 42, No. 4, pp. 86-92.
- [81] Hightower, J. and Borriello, G. (2001). Location Systems for Ubiquitous Computing. *IEEE Computer*, Vol. 34, No. 8, August, pp. 57-66.
- [82] Harter, A., Hopper, A., Steggles, P., Ward, A. and Webster, P. (2002). The Anatomy of a Context-Aware Application. *Wireless Networks*, Vol. 8, No. 2-3, Mar-May, pp. 187-197.
- [83] Hightower, J., Brumitt, B. and Borriello, G. (2002). The Location Stack: A Layered Model for Location in Ubiquitous Computing. *Proceedings of the 4th IEEE Workshop on Mobile Computing Systems & Applications (WMCSA 2002)*, Callicoon, NY, USA, June, pp. 22-28.
- [84] Graumann, D., Lara, W., Hightower, J. and Borriello, G. (2003). Real-world implementation of the Location Stack: The Universal Location Framework. *Proceedings of the 5th IEEE Workshop on Mobile Computing Systems & Applications (WMCSA 2003)*, Monterey, CA, USA, October, pp. 122-128.
- [85] Ko, Y., & Vaidya, N. H. (2000). Location-aided routing (LAR) in mobile ad hoc networks. *Wireless Networks*, 6(4), 307-321.
- [86] Liao, W.-H., Tseng, Y.-C., & Sheu, J.-P. (2001). GRID: a fully location-aware routing protocol for mobile ad hoc networks. *Telecommunication Systems*, 18(1), 37-60.
- [87] Kuhn, F., Wattenhofer, R., Zhang, Y., & Zollinger, A. (2003). Geometric ad-hoc routing: of theory and practice. In *Proceedings of the ACM (PODC'03)* (pp. 63-72).
- [88] Jiang, X., & Camp, T. (2002). Review of geocasting protocols for a mobile ad hoc network. In *Proceedings of the Grace Hopper Celebration (GHC)*.
- [89] Ko, Y. & Vaidya, N. H. (1999). Geocasting in mobile ad hoc networks: location-based multicast algorithms. In *Proceedings of the IEEE (WMCSA'99)* (pp. 101).
- [90] Mauve, M., Fuler, H., Widmer, J., & Lang, T. (2003). *Position-based multicast routing for mobile ad-hoc networks* (Technical Report TR-03-004). Department of Computer Science, University of Mannheim.
- [91] Xu, Y., Heidemann, J., & Estrin, D. (2001). Geography-informed energy conservation for adhoc routing. In *Proceedings of the ACM/IEEE (MOBICOM'01)* (pp. 70-84).
- [92] Hu, Y.-C., Perrig, A., & Johnson, D. (2003). Packet leases: a defense against wormhole attacks in wireless ad hoc networks. In *Proceedings of the INFOCOM' 03* (pp. 1976-1986).
- [93] Patwari, N., Hero III, A. O., Perkins, M., Correal, N. S., & O'Dea, R. J. (2003). Relative location estimation in wireless sensor networks. *IEEE Transactions on Signal Processing*, 51(8), 2137-2148.
- [94] Baldauf, M., Dustdar, S., & Rosenberg, F. (2007). A Survey on Context Aware Systems. *International Journal of Ad Hoc and Ubiquitous Computing*, Inderscience Publishers. forthcoming. Pre-print from: <http://www.vitalab.tuwien.ac.at/~florian/papers/ijahuc2007.pdf>
- [95] Hong, D., Chiu, D.K.W., & Shen, V.Y. (2005). Requirements elicitation for the design of context-aware applications in a ubiquitous environment. In *Proceedings of ICEC'05* (pp. 590-596).
- [96] Neeraj Tantubay, Dinesh Ratan Gautam and Mukesh Kumar Dhariwal, A Review of Power Conservation in Wireless Mobile Ad hoc Network (MANET)", International Journal of computer Science Issues, Vol 8, Issue 4, No 1, July 2011.
- [97] Wenrui Zhao, Mostafa Ammar and Ellen Zegura, "A Message Ferrying Approach for Data Delivery in Sparse Mobile Ad Hoc Networks", *MobiHoc'04*, May 24–26, 2004, Roppongi, Japan.
- [98] Sgroi et al., "Designing Wireless Protocols: Methodology and Applications, February 2000.
- [99] Gyula et al., "Simulation-based optimization of communication protocols for large-scale wireless sensor networks", 10 October 2002
- [100] Rao and Sharma, "Cross Layer Protocols For Multimedia Transmission in Wireless Networks", June 2012
- [101] Herms et al, "Realism in Design and Evaluation of Wireless Routing Protocols", 2007.

About Author (s):

Associate Professor Nawaz Mohamudally works at University of Technology, Mauritius (UTM) and has undertaken supervision of MPhil/PhD Students for many years.



M. Kaleem Galamali is a part-time student (achieved M Phil Transfer on 28.10.2014, currently PhD student) at UTM under supervision of A.P. Nawaz Mohamudally.