

Evaluation of high performance Ge-MOS structure using high dielectric constant material

[○Takeshi Tokorozuki, Yoshitaka Iwazaki, Tomo Ueno]

Abstract- Currently, as next - generation MOS devices, a high-k/Ge structure, which has high electron and hole mobility than that of Si, and has the ability to low power consumption during device operation has been expected. Although HfO₂ which exhibits excellent characteristics on silicon can be applied as high-k material, it is known that Ge and HfO₂ cause diffusion of atoms due to heat treatment during device fabrication process and deteriorate electric characteristics such as large leakage current in HfO₂ film and large interface trap density at the HfO₂/Ge interface. Therefore, lower fabrication process temperature has been attempted by introducing Kr/O₂ plasma oxidation instead of conventional thermal oxidation method in this research. As a result, compared to thermal oxidation, the leakage current is greatly reduced and the electrical characteristics are drastically improved by using Kr/O₂ plasma oxidation. Therefore, we can conclude that high quality HfO₂ can be formed on Ge substrates, and that interface defects and traps in the film have been successfully suppressed using Kr/O₂ plasma oxidation method.

Keywords – Ge, HfO₂, MOSFET, Kr/O₂ plasma

I. Introduction

A. The structure of MOSFET

There are many devices using semiconductors, in particular, MOSFETs made of M(metal)-O(oxide)-S(semiconductor) are very important switching elements mainly used in LSIs. When no voltage is applied to the gate, no current flows between the drain and the source. However, when a positive voltage is applied to the gate metal, electrons are accumulated just under the insulating film and the surface of p-type semiconductor layer tend to be inverted, so that the carriers at source region can move to drain region. MOSFETs make it possible to perform ON / OFF switching of current using this characteristic. Currently, widely used Si - MOSFETs have

been improved in performance with miniaturization, but there is also a problem that carrier mobility is low, and research on high performance MOSFETs using new materials has been advanced recently.

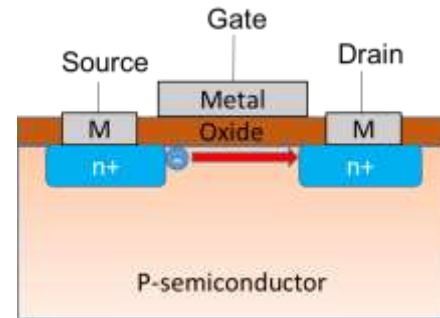


Fig.1 Structure of MOSFET

B. Issues to be addressed

We have focused on Ge as a new material instead of Si. The use of Ge is expected to be able to improve the switching speed of MOSFET due to its high hole and electron mobility [3]. In addition, HfO₂ of a high dielectric constant material was introduced into the insulating film. It is expected that this material has a dielectric constant of approximately 7 times higher than that of conventionally used SiO₂, and carriers can be accumulated even at low gate voltage. However, it is reported that component atoms of Ge and HfO₂ diffuse at the interface due to heat treatment during device fabrication process, and electric characteristics are shown to be very poor [1] [2] [4]. Therefore, the Kr/O₂ plasma oxidation method has been carried out instead of the thermal oxidation method conventionally used for the oxidation of Hf. In this Kr/O₂ plasma oxidation method, low temperature oxidation can be expected due to the strong oxidation power of atomic oxygen generated in the plasma (the mechanism is shown in Fig.2). In this study, we have examined whether this oxidation method is effective for fabrication of HfO₂/Ge structure, and attempted to improve electric characteristics by lowering the manufacturing process.

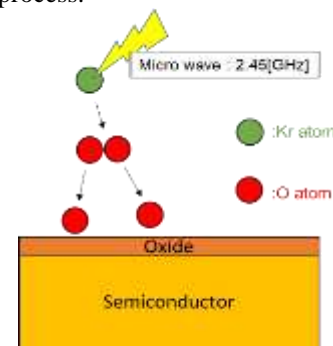


Fig.2 Mechanism of Kr/O₂ plasma oxidation

• ○ Takeshi Tokorozuki, Yoshitaka Iwazaki, Tomo Ueno.
• Tokyo univ. of agri. and tech.
• Japan

II. Device fabrication

P-type Ge (100) substrate with a resistivity $\sim 0.5 [\Omega \cdot \text{cm}]$ was used as the substrates. After conventional chemical cleaning, the native oxide film on the Ge wafer was removed in dilute HF for 10 [min] and immediately placed in a sputtering apparatus, and 5 [nm]-thick Hf was deposited on the Ge substrate. Then, Kr/O₂ plasma oxidation with a temperature range of 350 [°C], 300 [°C], 250 [°C] and 200 [°C] in 60 [min] was carried out. For comparison, thermal oxidation was also carried out in the oxidation furnace at 350 [°C] for 60 [min]. Finally, an Al electrode was evaporated to fabricate the Al/HfO₂/Ge structure for each electrical measurement. C-V (capacitance versus voltage) and J-V (current density versus voltage) measurements were carried out at R.T. The measurement frequency of C-V is in the range of 10 [kHz] to 1 [MHz].

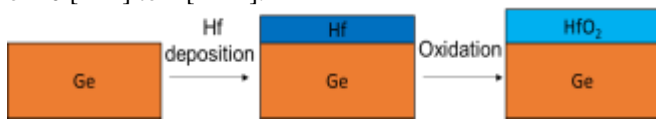


Fig.3 Sample fabrication flowchart

III. Result and Discussion

A. Thermal oxidation and Kr/O₂ plasma oxidation

A Fig.4 shows C-V and J-V characteristics of HfO₂/Ge structures as a function of oxidation method such as Kr/O₂ plasma oxidation and thermal oxidation, respectively. In the case of thermal oxidation, the shape of C-V curve is shown to be strange, whereas plasma oxidation shows almost ideal shape of C-V characteristics of MOS structure. In addition, plasma oxidation from the J - V characteristics shows that the leakage current is much smaller, so it is considered that HfO₂ with lower defect density could be formed even at low temperature of 350 [°C] compared to thermal oxidation. From these results, it was found that the Kr/O₂ plasma oxidation method is effective for the oxidation of Hf at low temperature.

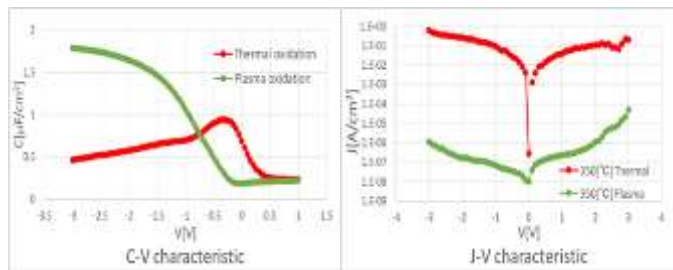


Fig.4 350 [°C] Kr/O₂ plasma oxidation and thermal oxidation C-V, J-V characteristics

B. Low temperature Kr/O₂ plasma oxidation

In this section, dependence of C-V characteristics on oxidation temperature is shown. Fig.5 shows C-V characteristics for each oxidation temperature.

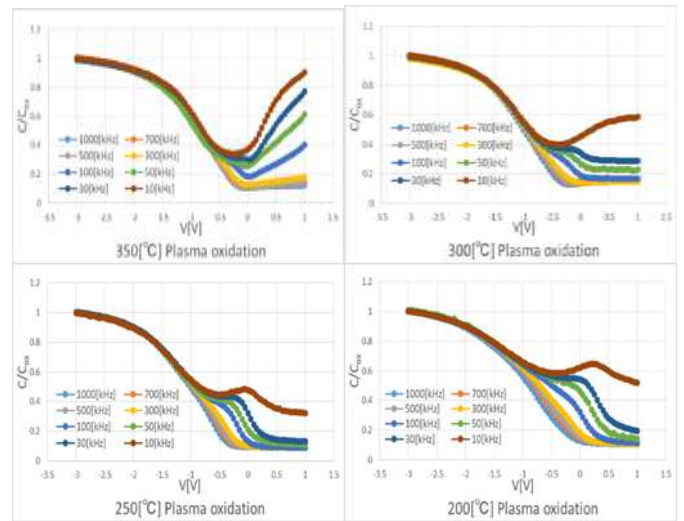


Fig.5 C-V characteristic for each oxidation temperature

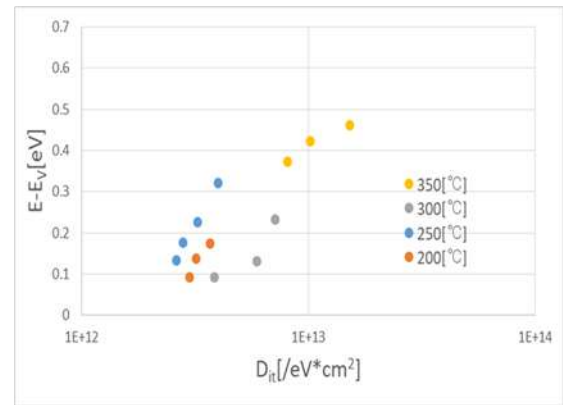


Fig.6 D_{it} for each oxidation temperature using Kr/O₂ using plasma oxidation

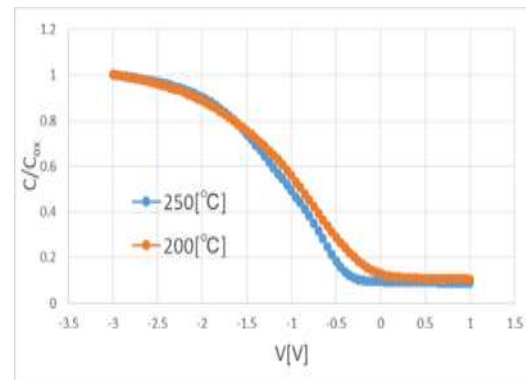


Fig.7 Comparison of high frequency C-V characteristics 200[°C] and 250[°C]

As is shown in Fig. 5, since atomic diffusion occurred at 350 [°C], the frequency dispersion due to the interface defects was large in the inversion region of C-V characteristics, but as the oxidation temperature was lowered, the dispersion tend to decrease and the interface properties would be improved. However, as shown in Fig.6, D_{it} was increased at 200 [°C] compared to 250 [°C], and the stretch out was also increased,

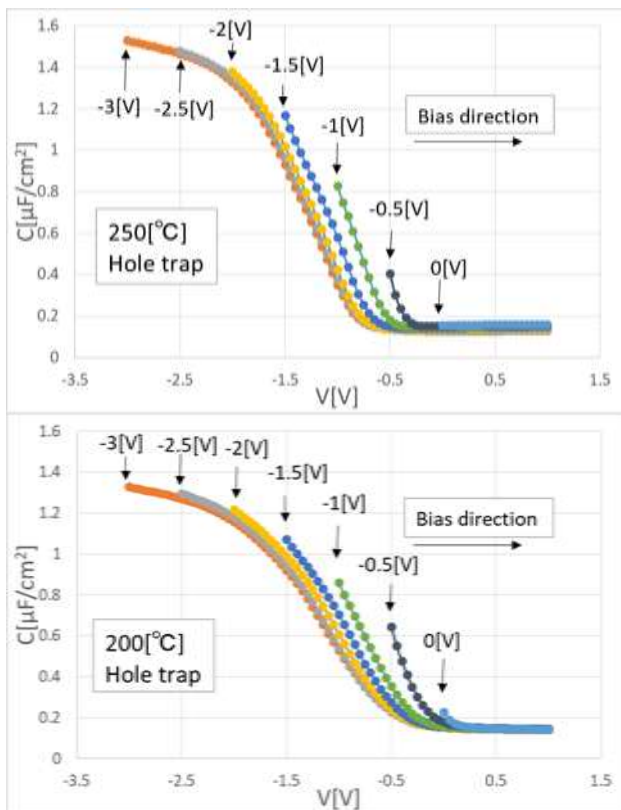


Fig.8 Positive bias C-V sweep at 200 [°C], 250 [°C]

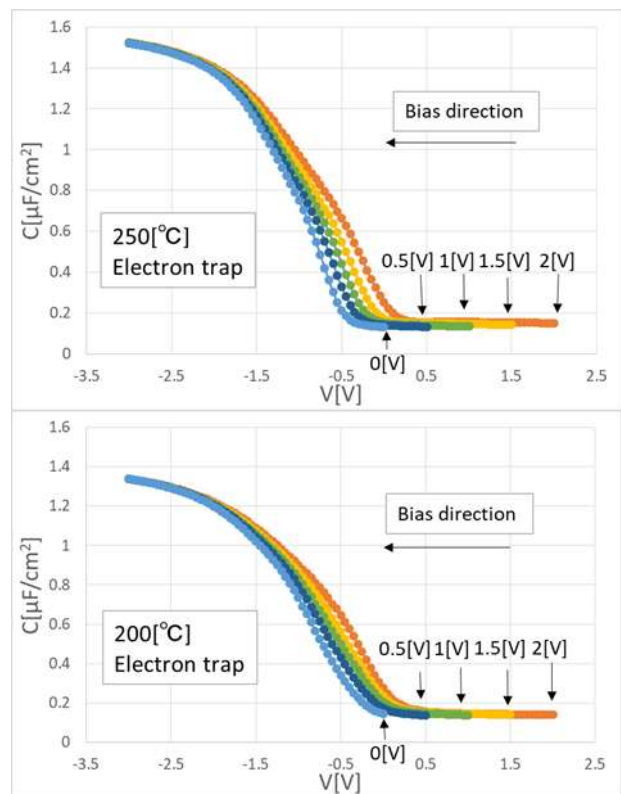


Fig.9 Negative bias C-V sweep at 200 [°C], 250 [°C]

so interface defects increased. In Figs.8 and 9, the characteristics of defects are shown in detail by changing the start voltage of C-V and bias direction at 200 [°C] and 250 [°C]. First, as shown in Fig.8, the C-V curve shifted to the left as the measurement start voltage was increased negatively in both cases. This is because holes are injected into the defect from the Ge substrate, and positive charges are apparent. From these results, it was suggested that hole traps exist in both films. In the case of 200 [°C], the shift decreases from 250 [°C] in the range from -1 [V] to -2 [V], so it is considered that the hole trap in the film decreased.

Next, from the result of Fig. 9, in both cases, the C-V curve shifts to the right by increasing the starting voltage positively, and in addition, the slope of the C-V curve decreases. Although electrons are captured in the film at the start, it is considered that electrons are emitted during the sweep. Generally speaking, fast state trap would be located just at the HfO₂/Ge interface and this cause frequency dispersion and stretch out whereas slow state trap would be located in the HfO₂ layer adjacent to the interface with a few [nm] apart and this cause hysteresis. From the point of view, the C-V characteristics shown in Fig.9, represents, the existence of “middle state trap” which is located between slow and fast state traps. Since the shift of 200 [°C] is reduced as compared with that of 250 [°C], it is suggested that the electron trap also decreases like the hole traps. From these results, the inferred band model is shown in Fig.10.

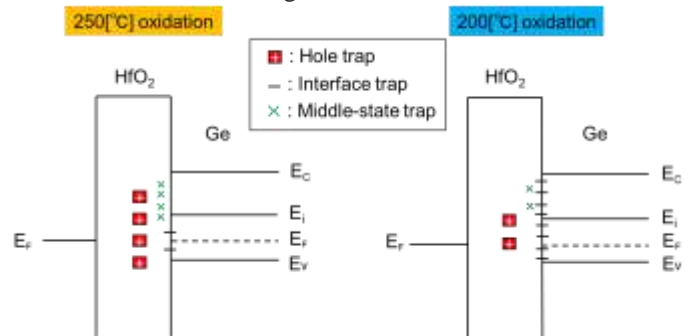


Fig.10 250 [°C], 200 [°C] band model

IV. Conclusion

We have found that Kr/O₂ plasma oxidation method can produce high-quality HfO₂ even at low temperature compared to thermal oxidation method, and by using this method to lower the temperature of the HfO₂/Ge structure fabrication process dramatically improve interface characteristics. In addition, under these experimental condition, lowest D_{it} value could be obtained with the processing temperature of 250 [°C]. When oxidation was performed at a temperature lower than 250 [°C] the trap in the film decreased but the interface defect increased.

References

- [1] M.Caymax, S.Van Elshocht, M.Houssa, A.Delabie, T.Conard, M.Meuris, M.M.Heyns, A.Dimoulas, S.Spiga, M.Fancil, J.W.Seo, L.V.Goncharova, “HfO₂ as gate dielectric on Ge: Interfaces and

deposition techniques,” Materials Science and Engineering: B, Vol. 135, Issue 3, pp. 256-260, 2006.

- [2] Shiyang ZHU and Anri Nakajima, “Atomic Layer Deposition of HfO₂ and Si Nitridation on Ge Substrates,” Japanese Journal Physics, Vol.46, No. 12, pp. 7699-7701, 2007.
- [3] Yusuke Oniki, Hideo Koumo, Yositaka Iwazaki, Tomo Ueno, “Evaluation of GeO desorption behavior in the metal/GeO₂/Ge structure and its improvement of the electrical characteristics,” Journal of Applied Physics, Vol. 107, Issue 12, 2010.
- [4] Yoshiki Kamata, Yuuichi Kamimuta, Tsunehiro Ino, Akira Nishiyama, “Direct Comparison Of ZrO₂ and HfO₂ on Ge Substrate in Terms of the Realization of Ultrathin High-k Gate Stacks,” Japanese journal of Applied Physics, Vol.44, No.4B, pp. 2323-2329, 2005.

About Author (s):



Takeshi Tokorozuki
Master Course, Department
of Electrical and Electronic
Engineering, graduate school
of TUAT (Tokyo univ. of
agri. and tech, Japan)