

# Model of Minimum Fairness Proportion Achievable in MANET Using Location-Aware Transmission for Ubicomp.

M. Kaleem GALAMALI, Assoc. Prof Nawaz MOHAMUDALLY

**Abstract** – Managing energy consumption in ubicomp remains a serious topic of research since MANET transmission may help in energy containment in ubicomp [58], enhance by location-aware transmission strategies. It is assumed that in a MANET for ubicomp, nodes present will transmit in an automated collective fashion, thereby sharing the workload. It can hence be assumed that nodes present in a topography are themselves the infrastructure. If it is also assumed that every node must be providing equitable assistance, then it can also be concluded that this situation will be rarely reached. A research area remains “By how much Fairness reached in a ubicomp deviates from the latter situation reached?” as such questions remain consequent in situations of cooperative functionality.

A previous study in this direction was made [22] whereby 2 metrics were defined: BFEA and ECFP. ECFP was a first metric for gauging Fairness proportion reached in ubicomp. In this paper, a second metric Min\_FP, derived from ECFP is defined and its corresponding trends over varying node densities are presented.

This paper builds further the area of modelling in ubicomp for designers to assess Fairness criteria and subsequently better shape future ubicomp components. This paper is a follow-up of previous research [1-22].

**Key terms:** Ubicomp- Ubiquitous Computing, MAUC- Mobile and Ubiquitous Computing, MANET- Mobile Adhoc Network, BFEA- Basic Fairness Energy Amount, ECFP- Energy Consumption Fairness Proportion, Min\_FP- Minimum Fairness Proportion, CBR- Constant Bit Rate.

---

M. Kaleem GALAMALI,  
University of Technology Mauritius (student)  
Mauritius

Assoc. Prof Nawaz Mohamudally  
University of Technology Mauritius,  
Mauritius

## 1. Introduction

MANET transmission remains a considerable factor affecting energy consumption in MAUC [21]. In this method, transmission load is distributed among those nodes which have been part of MANET route for a corresponding CBR. The situation being cooperation here, a direction of research crops up with the assumption that the workload of transmission is

equitably distributed among all topographic nodes present. Indeed, such a situation will be very rarely reached but still for long duration transmissions over highly dynamic MANET topologies, situations close to the equitable distribution situation may be reached. Hence, devising appropriate metrics and assessing their trends of varying node numbers remain desirable pieces of knowledge for better shaping of ubicomp future.

The work presented here remains empirical and is built over previous work [22]. For this study, the metric BFEA [22] is re-used. BFEA remains the definition of the equitable amount of energy if the overall energy requirement was equally divided among all topography nodes present. ECFP [22] remains a wide scope metric from which other metrics may be extracted for study. Each such extracted metric may have specific features that brings additional value for study of reliability in the field of ubicomp.

The key contributions of this paper is firstly, the development of a second metric Min\_FP extracted from a first metric ECFP [22]. The definition and rationale of metric Min\_FP is put forward. Secondly, the model of trend is put forward for the metric Min\_FP with results for varying node densities from 7 until 56 in a topography of 300 x 300 m<sup>2</sup>. The model proposed is the decreasing exponential model. The rest of this paper is organised as follows: section 2- New Derived Metric – Minimum Fairness Proportion, section 3- Min\_FP Trend Assessment over Varying Node Numbers, 4- Conclusion and References.

## 2. New Derived Metric – Minimum Fairness Proportion.

Following definition of ECFP given in previous paper [22], Min\_FP will simply be the minimum value of ECFP recorded for a CBR.

If Min\_FP value itself is greater than 1, then it can depict certain specific possible situations:

- i. The CBR duration may be very short.
- ii. The MANET routes may not be changing dynamically enough.
- iii. The number of nodes refusing to forward packets in the MANET is high, requiring further actions.

iv. The random movements of nodes generated a temporary sparsely populated sub region where the sender, receiver and MANET route nodes were found. It is suggested here that occurrences of such situation may be subject to further empirical study which is outside the scope of this research.

In general, Min\_FP must be positive and the smaller positive value of Min\_FP, the healthier the MANET conditions are, i.e. risk of overconsuming the battery resources of topology nodes could be low.

Again, this metric, if appropriately gauged or even predicted, may also serve purposes elaborated in previous paper [21].

### 3. Min\_FP - Trend Assessment over Varying Node Numbers.

#### 3.0 Major Observations.

Here also, the leftmost point in each plot at x-coordinate 0.0 is at an outlying high position and does not correspond to tendency observed by other plots. The x-range is hence taken from 0.1 until a value ensuring coverage of 97 % of CBRs.

The overall tendency is again observed to be decreasing exponential with equation of form:

$$G(x) = a * \exp(b * (x - 0.1)) + c$$

#### 3.1 Tabular Summary of Results.

A tabular summary for results of equations of curves (G(x)) is shown below. Column headings are: A→node number, B→Value of parameter a, C→Value of parameter b, D→ Value of parameter c, E→ reduced chi-square value of plot G(x), F→ Corresponding figure number.

A	B	C	D	E	F
7	3.519 694	-6.103 706	0.077 387	0.027 190 6	1
8	3.175 331	-4.958 864	0.068 833	0.046 193 7	2
9	3.199 009	-5.260 203	0.064 179	0.034 903 8	3
10	6.069 800	-8.408 581	0.108 412	0.008 237 33	4
11	6.484 710	-9.798 954	0.111 688	0.004 406 27	5
12	6.390 306	-10.395 808	0.112 966	0.004 079 33	6
13	6.838 458	-11.213 566	0.130 255	0.020 432 6	7
14	7.147 009	-10.897 153	0.107 034	0.004 231 35	8
15	7.049 066	-10.829 732	0.107 031	0.013 844 5	9
16	7.699 679	-11.563 639	0.102 719	0.009 515 69	10
17	9.213 667	-10.586 292	0.125 671	0.032 779 5	11
18	9.442 423	-11.055 031	0.110 084	0.011 107	12
19	9.681 948	-10.593 552	0.111 622	0.010 282 4	13
20	9.807 329	-11.022 134	0.105 182	0.008 122 92	14
21	11.584 319	-14.091 578	0.129 176	0.027 268 2	15
22	11.836 741	-13.089 681	0.134 579	0.019 362 4	16
23	12.011 652	-13.200 027	0.116 576 77	0.003 126 33	17
24	11.758 422	-13.207 366	0.116 628	0.019 949 5	18
25	11.806 162	-15.234 300	0.145 822	0.042 495	19
26	12.673 915	-14.378 576	0.129 086	0.018 614 1	20

27	12.850 082	-15.083 701	0.131 389	0.017 102 4	21
28	12.537 517	-13.376 120	0.098 156	0.008 727 47	22
29	12.691 689	-14.172 802	0.133 617	0.010 731 8	23
30	12.705 7	-14.673 6	0.136 667	0.042 310 3	24
31	11.941 5	-12.105 8	0.089 418 6	0.014 063 8	25
32	11.915 7	-11.602 4	0.082 318 1	0.004 629 46	26
33	11.813 3	-11.859 8	0.067 380 3	0.003 060 66	27
34	12.569 8	-13.302 3	0.098 544 1	0.006 958 17	28
35	12.636 5	-14.151 6	0.124 397	0.028 057 1	29
36	12.886 4	-15.012 4	0.126 819	0.039 813 7	30
37	14.219 4	-15.612 9	0.159 288	0.061 864 2	31
38	14.026	-14.750 2	0.144 177	0.044 420 2	32
39	14.761 9	-16.113 1	0.142 901	0.056 099 4	33
40	14.124 3	-16.881 7	0.189 772	0.107 852	34
41	14.475 5	-16.985 1	0.146 667	0.061 460 3	35
42	14.493	-16.862 1	0.175 272	0.080 119 9	36
43	14.508 2	-15.522 6	0.134 929	0.072 756 8	37
44	14.912 9	-16.747 6	0.137 645	0.104 207	38
45	15.201 3	-15.719 6	0.139 093	0.088 959 2	39
46	15.344 4	-15.472 3	0.119 961	0.036 936 1	40
47	15.513 8	-15.615 4	0.108 436	0.034 216 9	41
48	15.693 6	-15.925	0.119 886	0.038 963 5	42
49	16.455 9	-16.531 2	0.132 493	0.064 445 9	43
50	16.467 4	-15.413 2	0.175 157	0.041 537 3	44
51	16.653 3	-15.739 1	0.185 173	0.039 426 5	45
52	16.781 6	-15.802 3	0.182 514	0.037 026 5	46
53	16.741 9	-16.175 8	0.186 285	0.059 507 2	47
54	16.738 8	-15.753 7	0.191 406	0.046 541 9	48
55	15.921 6	-14.547 7	0.173 499	0.027 707 5	49
56	16.493 3	-14.873	0.193 355	0.045 775 2	50

Table 1: summary of results for Min\_Fp equations of curves node numbers 7-56

#### 3.2 Graphical Plots for Results Obtained.

This analysis is performed in gnuplot in Linux.

##### 1. Node Number 7

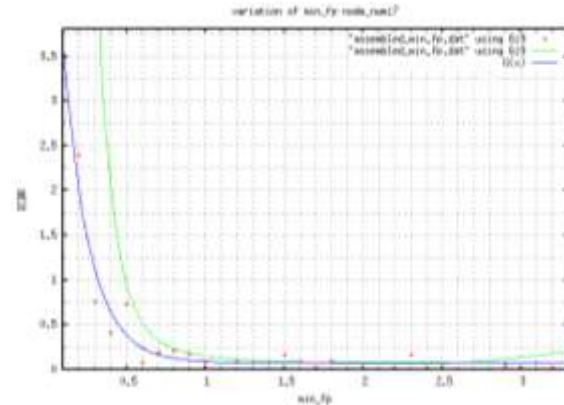


Figure 1: % CBR for Min\_FP node\_number 7

##### 2. Node Number 8

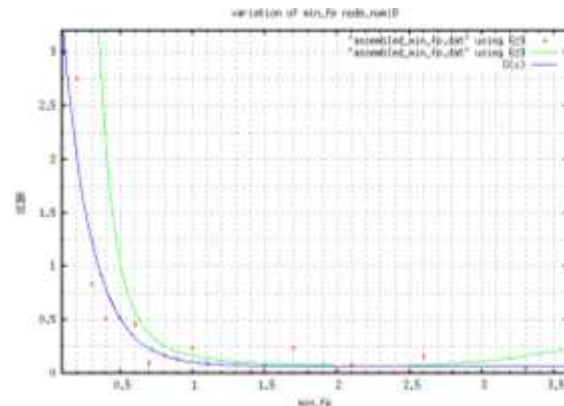
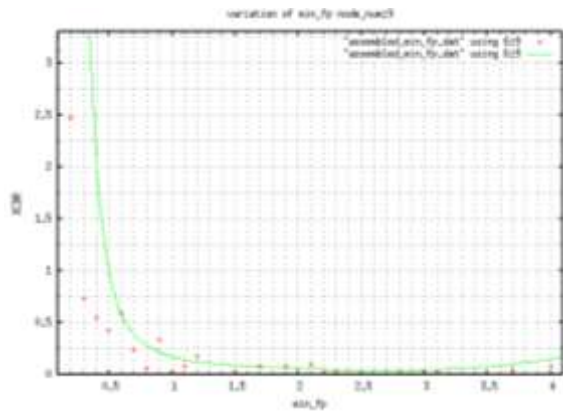



Figure 2: % CBR for Min\_FP node\_number 8

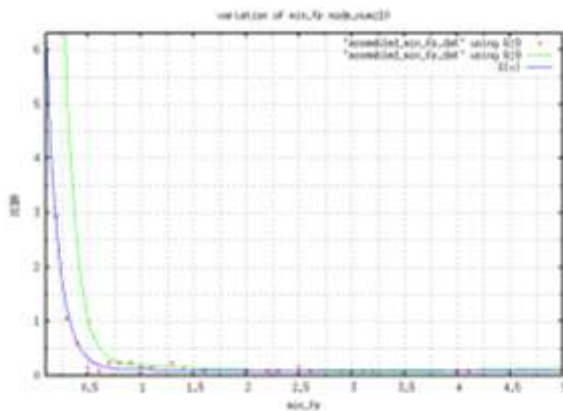
##### 3. Node Number 9




**Figure 3: % CBR for Min\_FP node\_number 9**  
 4. Node Number 10




**Figure 7: % CBR for Min\_FP node\_number 13**  
 8. Node Number 14




**Figure 4: % CBR for Min\_FP node\_number 10**  
 5. Node Number 11




**Figure 8: % CBR for Min\_FP node\_number 14**  
 9. Node Number 15



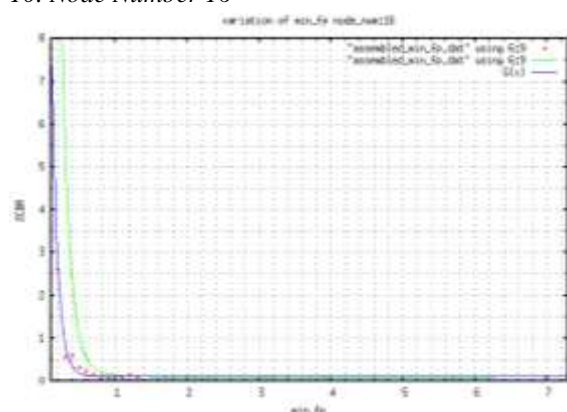
**Figure 5: % CBR for Min\_FP node\_number 11**  
 6. Node Number 12



**Figure 9: % CBR for Min\_FP node\_number 15**  
 10. Node Number 16



**Figure 6: % CBR for Min\_FP node\_number 12**  
 7. Node Number 13



**Figure 10: % CBR for Min\_FP node\_number 16**  
 11. Node Number 17



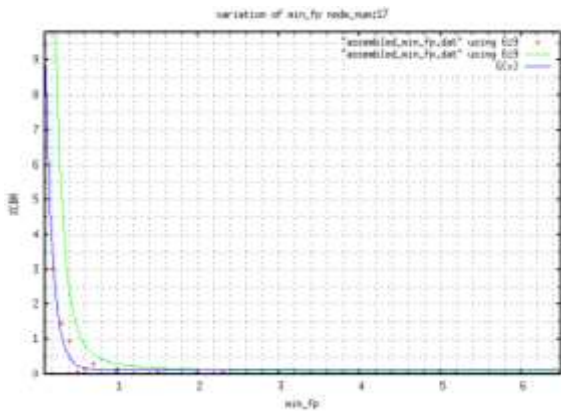


Figure 11: % CBR for Min\_FP node\_number 17  
12. Node Number 18

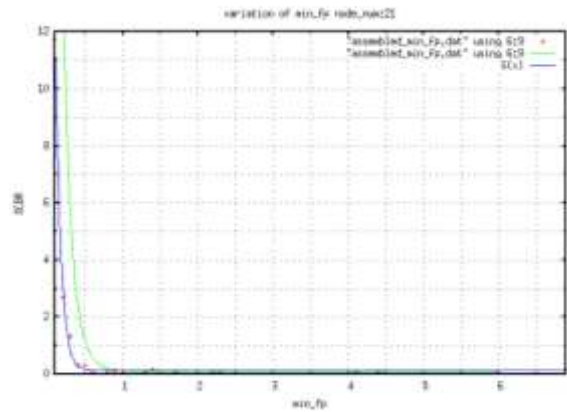


Figure 15: % CBR for Min\_FP node\_number 21  
16. Node Number 22




Figure 12: % CBR for Min\_FP node\_number 18  
13. Node Number 19




Figure 16: % CBR for Min\_FP node\_number 22  
17. Node Number 23

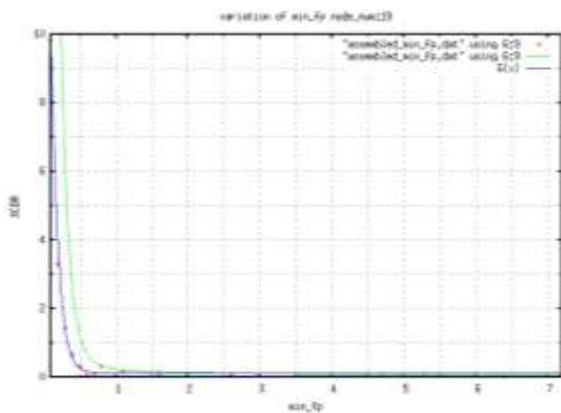


Figure 13: % CBR for Min\_FP node\_number 19  
14. Node Number 20




Figure 17: % CBR for Min\_FP node\_number 23  
18. Node Number 24




Figure 14: % CBR for Min\_FP node\_number 20  
15. Node Number 21

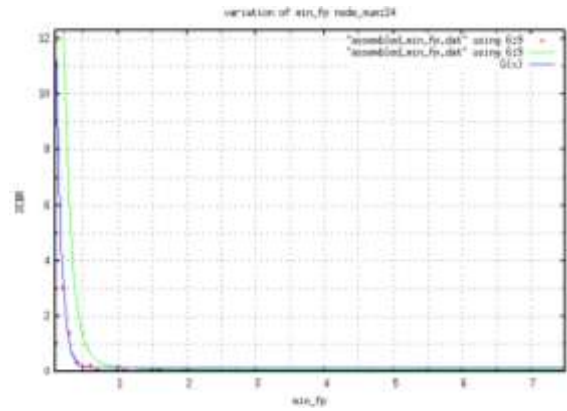


Figure 18: % CBR for Min\_FP node\_number 24  
19. Node Number 25




Figure 19: % CBR for Min\_FP node\_number 25  
 20. Node Number 26

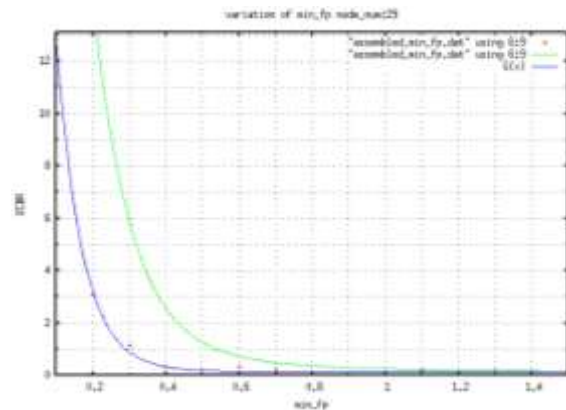


Figure 23: % CBR for Min\_FP node\_number 29  
 24. Node Number 30

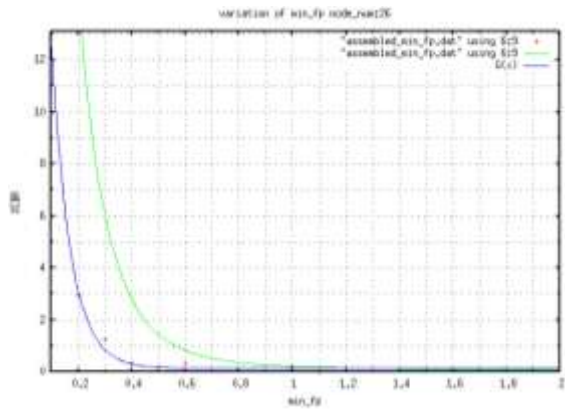


Figure 20: % CBR for Min\_FP node\_number 26  
 21. Node Number 27

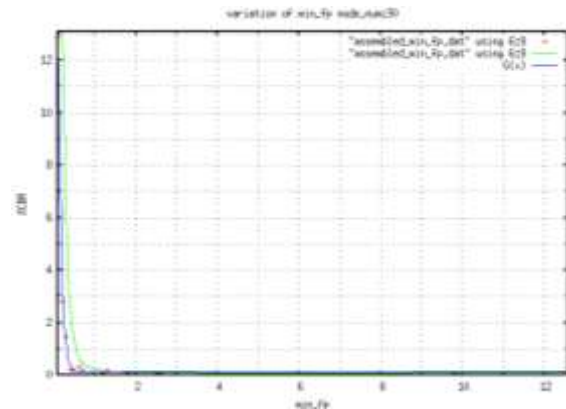


Figure 24: % CBR for Min\_FP node\_number 30  
 25. Node Number 31

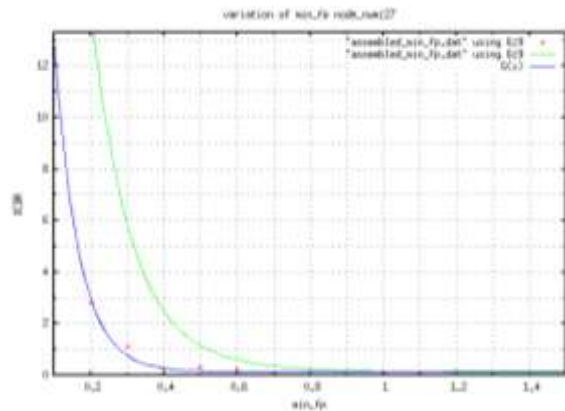


Figure 21: % CBR for Min\_FP node\_number 27  
 22. Node Number 28




Figure 25: % CBR for Min\_FP node\_number 31  
 26. Node Number 32

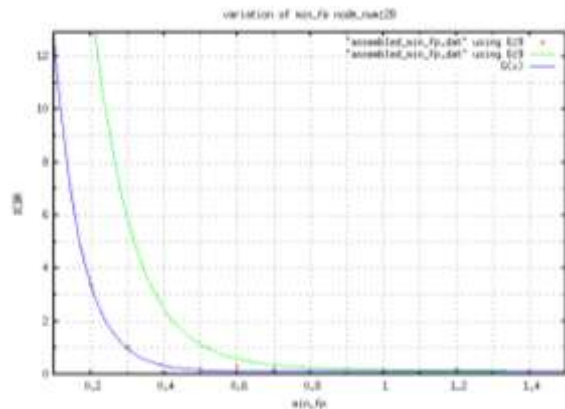


Figure 22: % CBR for Min\_FP node\_number 28  
 23. Node Number 29

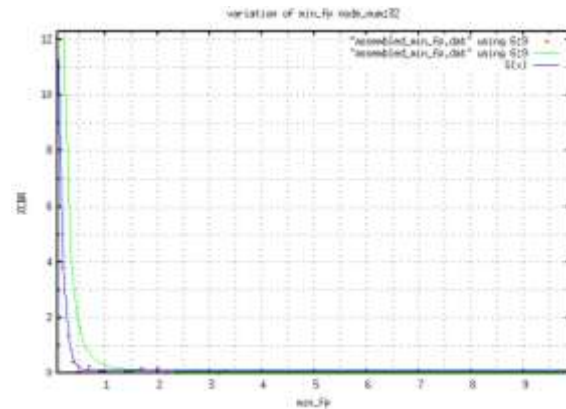


Figure 26: % CBR for Min\_FP node\_number 32  
 27. Node Number 33




Figure 27: % CBR for Min\_FP node\_number 33  
 28. Node Number 34

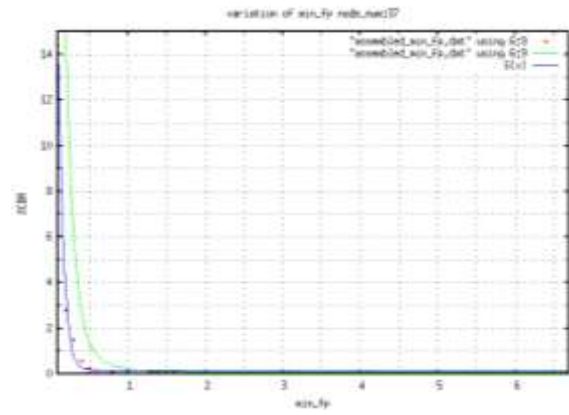


Figure 31: % CBR for Min\_FP node\_number 37  
 32. Node Number 38

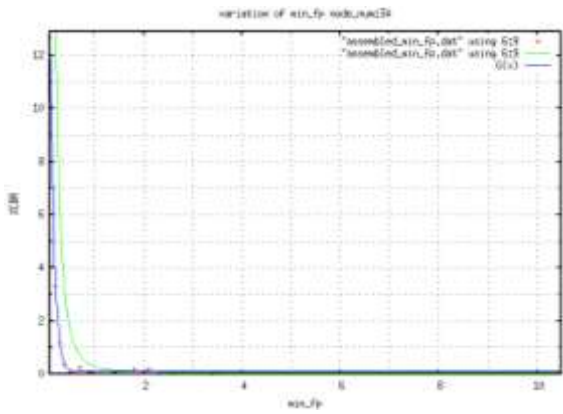


Figure 28: % CBR for Min\_FP node\_number 34  
 29. Node Number 35




Figure 32: % CBR for Min\_FP node\_number 38  
 33. Node Number 39

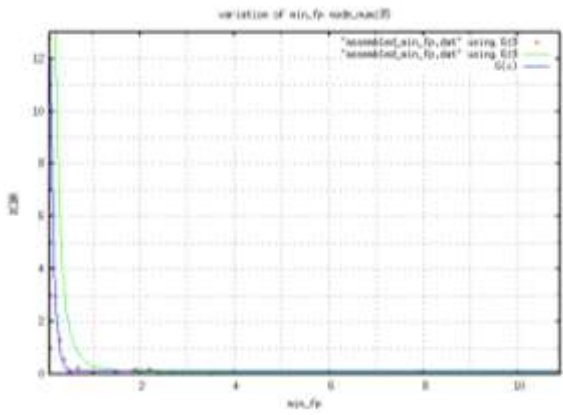


Figure 29: % CBR for Min\_FP node\_number 35  
 30. Node Number 36

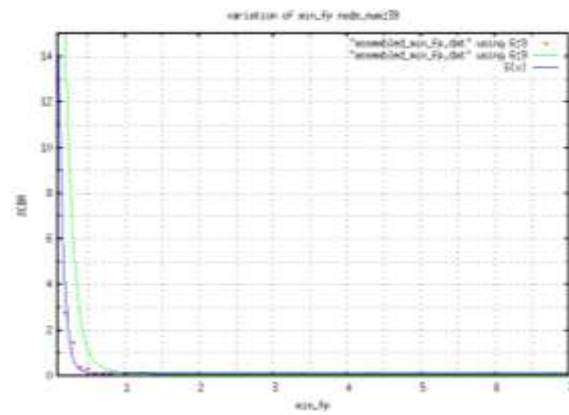


Figure 33: % CBR for Min\_FP node\_number 39  
 34. Node Number 40

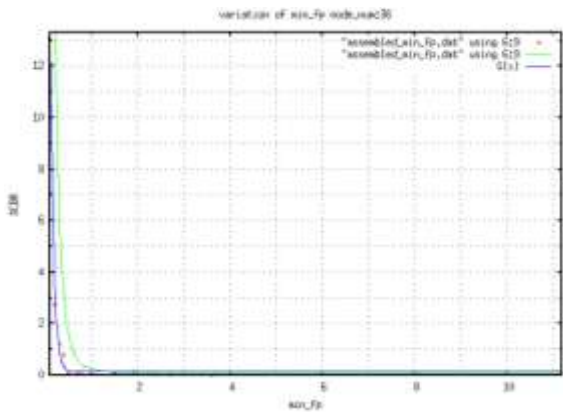


Figure 30: % CBR for Min\_FP node\_number 36  
 31. Node Number 37

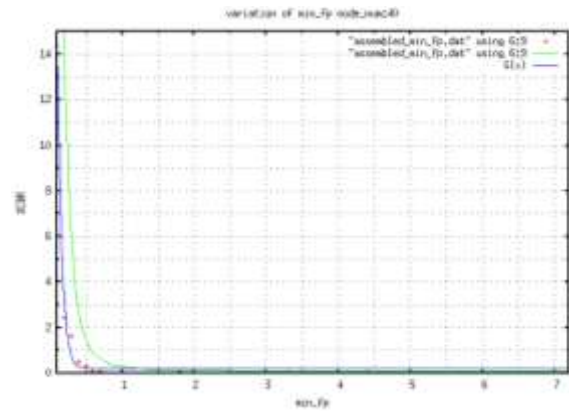


Figure 34: % CBR for Min\_FP node\_number 40  
 35. Node Number 41



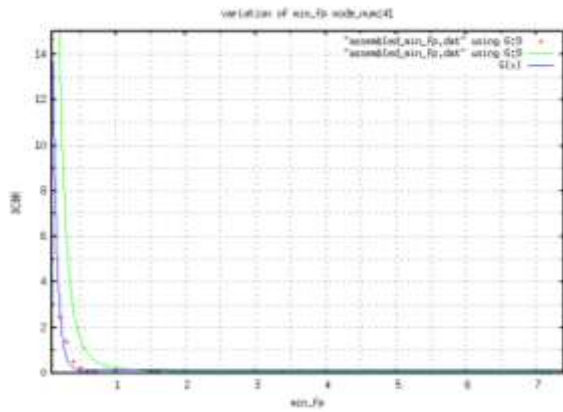


Figure 35: % CBR for Min\_FP node\_number 41  
36. Node Number 42




Figure 39: % CBR for Min\_FP node\_number 45  
40. Node Number 46

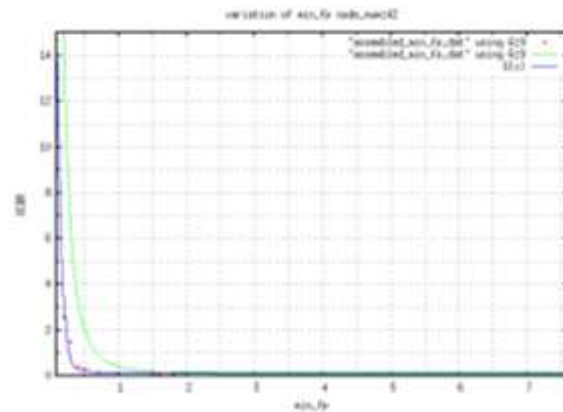


Figure 36: % CBR for Min\_FP node\_number 42  
37. Node Number 43




Figure 40: % CBR for Min\_FP node\_number 46  
41. Node Number 47

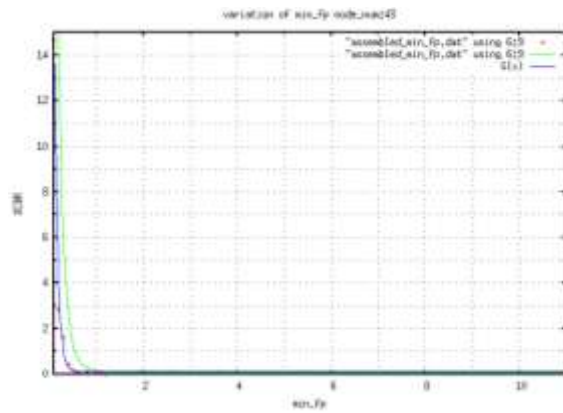


Figure 37: % CBR for Min\_FP node\_number 43  
38. Node Number 44

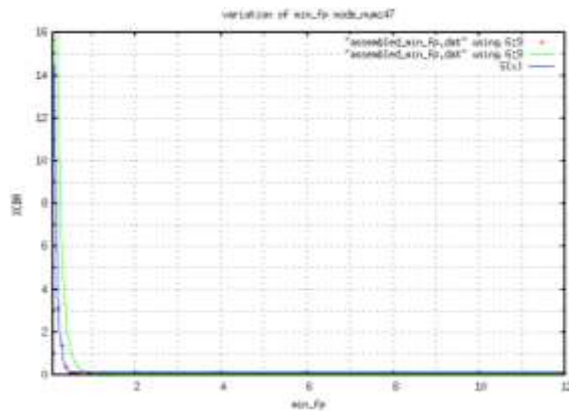


Figure 41: % CBR for Min\_FP node\_number 47  
42. Node Number 48

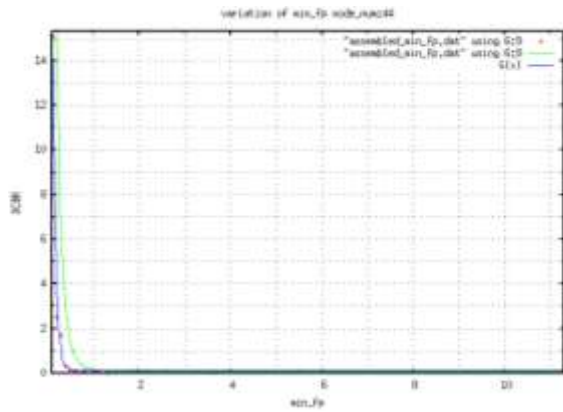


Figure 38: % CBR for Min\_FP node\_number 44  
39. Node Number 45

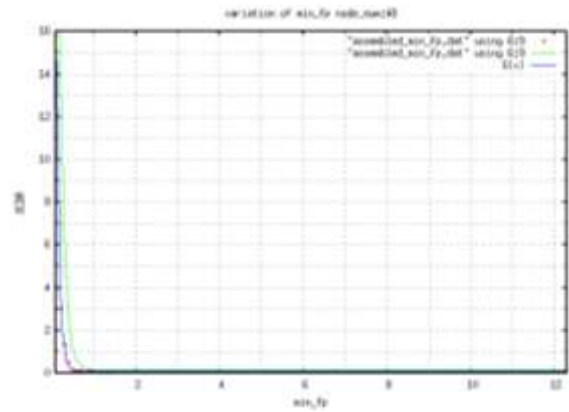


Figure 42: % CBR for Min\_FP node\_number 48  
43. Node Number 49

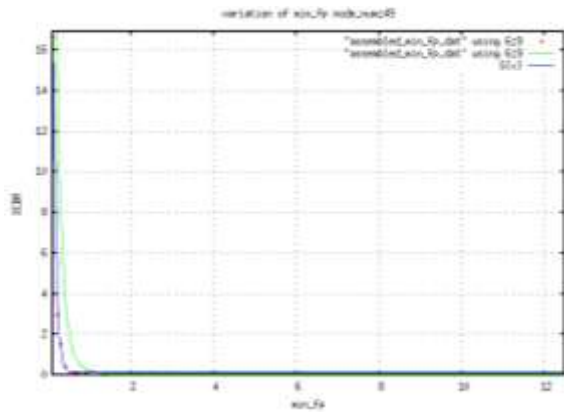


Figure 43: % CBR for Min\_FP node\_number 49  
 44. Node Number 50




Figure 47: % CBR for Min\_FP node\_number 53  
 48. Node Number 54




Figure 44: % CBR for Min\_FP node\_number 50  
 45. Node Number 51

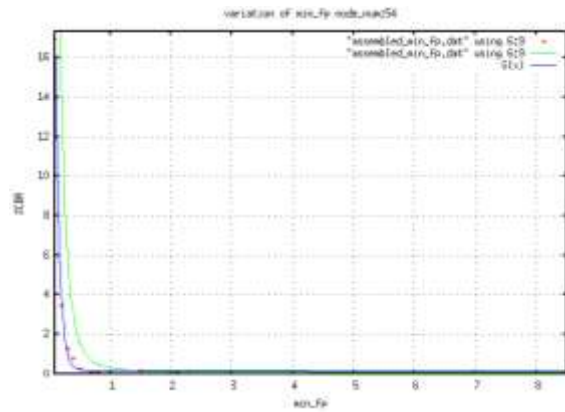


Figure 48: % CBR for Min\_FP node\_number 54  
 49. Node Number 55

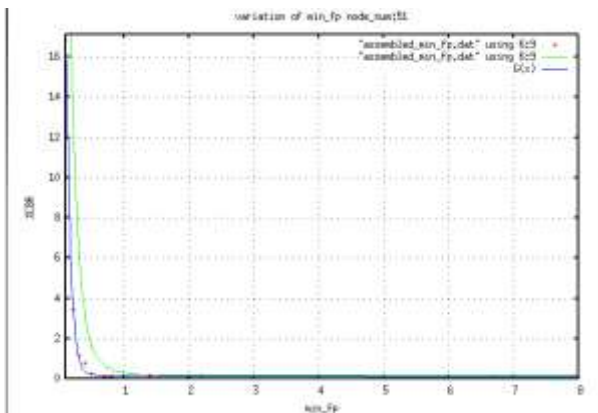


Figure 45: % CBR for Min\_FP node\_number 51  
 46. Node Number 52




Figure 49: % CBR for Min\_FP node\_number 55  
 50. Node Number 56




Figure 46: % CBR for Min\_FP node\_number 52  
 47. Node Number 53




Figure 50: % CBR for Min\_FP node\_number 56



## 4. Conclusion.

This piece of research was aimed at studying trends of fairness reached in ubicomp as concerns energy load distribution. This research extends from previous work [22], in the sense that here, a sub component of previous metric defined, ECFP [22], is studied. This new metric Min\_FP, is also built over the BFEA and the research results presented here remain empirical based. The model put forward is the decreasing exponential model. Again, previously stated assumptions [21] hold, e.g. availability of lightweight algorithms for location-aware transmission in mobile environments, lightweight MAUC OS supports for efficient binding/unbinding of MANET nodes and appropriate multi-threading/parallel communication in modules of MANET nodes.

The further work identified may include: trend analyses of parameters of equations for the model, formulating methods of predictability for metric Min\_FP and its trend and reporting observations of certain critical values identified. Development of further metrics for studying Fairness in ubicomp remain desirable.

## References

- [1] M. Kaleem GALAMALI, Assoc. Prof Nawaz MOHAMUDALLY, Towards Dependable Pervasive Systems-A Position and Vision Paper, CEET 2014
- [2] M. Kaleem GALAMALI, Assoc. Prof Nawaz MOHAMUDALLY, Model of Energy Savings achievable with Location-aware Node-to-Node Transmission in UbiComp, CEET 2014
- [3] M. Kaleem GALAMALI, Assoc. Prof Nawaz MOHAMUDALLY, Model of Energy Savings achievable with Location-aware Node-to-Node Transmission in UbiComp Using Location Refresh Intervals, CEET 2014
- [4] M. Kaleem GALAMALI, Assoc. Prof Nawaz MOHAMUDALLY, Model of Energy Savings achievable with Location-aware Transmission in UbiComp Using Relays, CEET 2014
- [5] M. Kaleem GALAMALI, Assoc. Prof Nawaz MOHAMUDALLY, Mathematical modeling of need of exact number of relays to ensure seamless mobility in mobile computing, CEET 2014
- [6] M. Kaleem GALAMALI, Assoc. Prof Nawaz MOHAMUDALLY, Modelling of need for multiple relays for ensuring seamless mobility, CEET 2014
- [7] M. Kaleem GALAMALI, Assoc. Prof Nawaz MOHAMUDALLY, Investigation of prominence of placements of relays in a ubicomp topography,
- [8] M. Kaleem GALAMALI, Assoc. Prof Nawaz MOHAMUDALLY, Model of energy savings achievable with location-aware transmission in ubicomp using optimised number of relays.
- [9] M. Kaleem GALAMALI, Assoc. Prof Nawaz MOHAMUDALLY, Investigation of Prominence of Placements of Optimised Number of Relays in a UbiComp Topography using Location-Aware Transmission, CEET 2015.
- [10] M. Kaleem GALAMALI, Assoc. Prof Nawaz MOHAMUDALLY, Extending Node Battery Availability in UbiComp with Location-Aware Transmission, CEET 2015.
- [11] M. Kaleem GALAMALI, Assoc. Prof Nawaz MOHAMUDALLY, Extending Node Battery Availability in UbiComp with Location-Aware Transmission using Location Refresh Intervals, CEET 2015.
- [12] M. Kaleem GALAMALI, Assoc. Prof Nawaz MOHAMUDALLY, Extending Node Battery Availability in UbiComp with Location-Aware Transmission using Uniformly Placed Relays, CEET 2015.
- [13] M. Kaleem GALAMALI, Assoc. Prof Nawaz MOHAMUDALLY, Extending Node Battery Availability in UbiComp with Location-Aware Transmission Using Optimally Placed Relays, CEET 2015.
- [14] M. Kaleem GALAMALI, Assoc. Prof Nawaz MOHAMUDALLY, Model of Sender Node Energy Savings Achievable with Location-Aware MANET Transmission in UbiComp, ACCN 2016
- [15] M. Kaleem GALAMALI, Assoc. Prof Nawaz MOHAMUDALLY, Model of Overall Node Energy Savings Achievable with Location-Aware MANET Transmission in UbiComp, ACCN 2016
- [16] M. Kaleem GALAMALI, Assoc. Prof Nawaz MOHAMUDALLY, Model of Sender Node Extra Energy Savings Achievable in MANET Against Direct Node-to-Node Transmission Using Location-Aware Transmission in UbiComp, ACCN 2016
- [17] M. Kaleem GALAMALI, Assoc. Prof Nawaz MOHAMUDALLY, Model of Overall Node Extra Energy Savings Achievable in MANET against Direct Node-to-Node Transmission Using Location-Aware Transmission in UbiComp, ACCN 2016
- [18] M. Kaleem GALAMALI, Assoc. Prof Nawaz MOHAMUDALLY, Model of Energy Consumption Ratio Achievable in MANET Using Location-Aware Transmission in UbiComp, ACCN 2016
- [19] M. Kaleem GALAMALI, Assoc. Prof Nawaz MOHAMUDALLY, Model of Minimum Energy Consumption Ratio Achievable in MANET Using Location-Aware Transmission in UbiComp, ACCN 2016
- [20] M. Kaleem GALAMALI, Assoc. Prof Nawaz MOHAMUDALLY, Model of Maximum Energy Consumption Ratio Achievable in MANET Using Location-Aware Transmission in UbiComp, ACCN 2016
- [21] M. Kaleem GALAMALI, Assoc. Prof Nawaz MOHAMUDALLY, Model of Overall Energy Consumption Fairness Ratio Achievable in MANET Using Location-Aware Transmission in UbiComp, ACCN 2016
- [22] M. Kaleem GALAMALI, Assoc. Prof Nawaz MOHAMUDALLY, Model of Overall Energy Consumption Fairness Proportion Achievable in MANET Using Location-Aware Transmission for UbiComp.
- [23] Markus Bylund and Zary Segall, Towards seamless mobility with personal servers, 2004.
- [24] Masugi Inoue, Mikio Hasegawa, Nobuo Ryoki and Hiroyuki Morikawa, Context-Based Seamless Network and Application Control, 2004
- [25] Xiang Song, Umakishore Ramachandran, MobiGo: A Middleware for Seamless Mobility, College of Computing Georgia Institute of Technology, Atlanta, GA, USA, August 2007
- [26] Budzisz, Ferrús, R., Brunstrom A., Grinnemo, K, Fracchia, R., Galante, G., and Casadevall, F. Towards transport-layer mobility: Evolution of SCTP multihoming, March 2008
- [27] Paul Dourish & Genevieve Bell, Divining a digital future, 2011.
- [28] Xiang Song, Seamless Mobility In Ubiquitous Computing Environments, PhD Thesis, Georgia Institute of Technology, August 2008
- [29] Kevin O Mahony, Jian Liang, Kieran Delaney, User-Centric Personalization and Autonomous Reconfiguration Across Ubiquitous Computing Environments, NIMBUS Centre Cork Institute of Technology, Cork, Ireland, UBICOMM 2012
- [30] Pablo Vidales, Seamless mobility in 4G systems, *Technical Report, University of Cambridge*, Computer Laboratory, Number 656, November 2005
- [31] João Pedro Sousa and David Garlan, Aura: An Architectural Framework for User Mobility in Ubiquitous Computing Environments, School of Computer Science, Carnegie Mellon University, USA, August 2002

- [32] Dennis Lupiana, Ciaran O'Driscoll, Fredrick Mtenzi, Defining Smart Space in the Context of Ubiquitous Computing, Dublin Institute of Technology, Ireland, Special Issue on ICIT 2009 Conference - Web and Agent Systems, 2009
- [33] N.S.V.Shet1, Prof.K.Chandrasekaran2 and Prof. K.C.Shet3, *WAP Based Seamless Roaming In Urban Environment with Wise Handoff Technique*, International Journal of UbiComp (IJU), Vol.1, No.4, October 2010
- [34] Yipeng Yu Dan He Weidong Hua Shijian Li Yu Qi Yueming Wang Gang Pan, FlyingBuddy2: A Brain-controlled Assistant for the Handicapped, Zhejiang University, *UbiComp'12*, September 5-8, 2012.
- [35] Jing Su, James Scott, Pan Hui, Jon Crowcroft, Eyal de Lara Christophe Diot, Ashvin Goel, Meng How Lim, and Eben Upton, *Haggle: Seamless Networking for Mobile Applications*, 2007
- [36] Rui Han, Moustafa M. Ghanem, Li Guo, Yike Guo\*, Michelle Osmond, Enabling cost-aware and adaptive elasticity of multi-tier cloud applications, *Future Generation Computer Systems*, 2012
- [37] Byrav Ramamurthy, K. K. Ramakrishnan, Rakesh K. Sinha, Cost and Reliability Considerations in Designing the Next-Generation IP over WDM Backbone Networks, 2012.
- [38] Bhavish Aggarwal, Aditya Akella, Ashok Anand, Athula Balachandran, Pushkar Chitnis, Chitra Muthukrishnan, Ram Ramjee and George Varghese, EndRE: An End-System Redundancy Elimination Service for Enterprises, NSDI 2010, San Jose, CA
- [39] Ashok Anand, Vyas Sekar and Aditya Akella, SmartRE: An Architecture for Coordinated Network-wide Redundancy Elimination, SIGCOMM 2009, Barcelona, Spain
- [40] John Breeden II, "Smart-phone battery life could double – without better batteries", Nov 14, 2012
- [41] Andy Boxall, "When will your phone battery last as long as your kindle", December 5, 2012.
- [42] Imielinski, T. and Navas, J.C. (1999). GPS-based geographic addressing, routing, and resource discovery. *Comms. ACM*, Vol. 42, No. 4, pp. 86-92.
- [43] Hightower, J. and Borriello, G. (2001). Location Systems for Ubiquitous Computing. *IEEE Computer*, Vol. 34, No. 8, August, pp. 57-66.
- [44] Harter, A., Hopper, A., Steggle, P., Ward, A. and Webster, P. (2002). The Anatomy of a Context-Aware Application. *Wireless Networks*, Vol. 8, No. 2-3, Mar-May, pp. 187-197.
- [45] Hightower, J., Brumitt, B. and Borriello, G. (2002). The Location Stack: A Layered Model for Location in Ubiquitous Computing. *Proceedings of the 4th IEEE Workshop on Mobile Computing Systems & Applications (WMCSA 2002)*, Callicoon, NY, USA, June, pp. 22-28.
- [46] Graumann, D., Lara, W., Hightower, J. and Borriello, G. (2003). Real-world implementation of the Location Stack: The Universal Location Framework. *Proceedings of the 5th IEEE Workshop on Mobile Computing Systems & Applications (WMCSA 2003)*, Monterey, CA, USA, October, pp. 122-128.
- [47] Ko, Y., & Vaidya, N. H. (2000). Location-aided routing (LAR) in mobile ad hoc networks. *Wireless Networks*, 6(4), 307-321.
- [48] Liao, W.-H., Tseng, Y.-C., & Sheu, J.-P. (2001). GRID: a fully location-aware routing protocol for mobile ad hoc networks. *Telecommunication Systems*, 18(1), 37-60.
- [49] Kuhn, F., Wattenhofer, R., Zhang, Y., & Zollinger, A. (2003). Geometric ad-hoc routing: of theory and practice. In *Proceedings of the ACM (PODC'03)* (pp. 63-72).
- [50] Jiang, X., & Camp, T. (2002). Review of geocasting protocols for a mobile ad hoc network. In *Proceedings of the Grace Hopper Celebration (GHC)*.
- [51] Ko, Y. & Vaidya, N. H. (1999). Geocasting in mobile ad hoc networks: location-based multicast algorithms. In *Proceedings of the IEEE (WMCSA '99)* (pp. 101).
- [52] Mauve, M., Fuler, H., Widmer, J., & Lang, T. (2003). *Position-based multicast routing for mobile ad-hoc networks* (Technical Report TR-03-004). Department of Computer Science, University of Mannheim.
- [53] Xu, Y., Heidemann, J., & Estrin, D. (2001). Geography-informed energy conservation for adhoc routing. In *Proceedings of the ACM/IEEE (MOBICOM'01)* (pp. 70-84).
- [54] Hu, Y.-C., Perrig, A., & Johnson, D. (2003). Packet leashes: a defense against wormhole attacks in wireless ad hoc networks. In *Proceedings of the INFOCOM' 03* (pp. 1976-1986).
- [55] Patwari, N., Hero III, A. O., Perkins, M., Correal, N. S., & O'Dea, R. J. (2003). Relative location estimation in wireless sensor networks. *IEEE Transactions on Signal Processing*, 51(8), 2137-2148.
- [56] Baldauf, M., Dustdar, S., & Rosenberg, F. (2007). A Survey on Context Aware Systems. *International Journal of Ad Hoc and Ubiquitous Computing*, Inderscience Publishers. forthcoming. Pre-print from: <http://www.vitalab.tuwien.ac.at/~florian/papers/ijahuc2007.pdf>
- [57] Hong, D., Chiu, D.K.W., & Shen, V.Y. (2005). Requirements elicitation for the design of context-aware applications in a ubiquitous environment. In *Proceedings of ICEC'05* (pp. 590-596).
- [58] Neeraj Tantubay, Dinesh Ratan Gautam and Mukesh Kumar Dhariwal, A Review of Power Conservation in Wireless Mobile Ad hoc Network (MANET)", *International Journal of computer Science Issues*, Vol 8, Issue 4, No 1, July 2011.
- [59] Wenrui Zhao, Mostafa Ammar and Ellen Zegura, "A Message Ferrying Approach for Data Delivery in Sparse Mobile Ad Hoc Networks", *MobiHoc'04*, May 24–26, 2004, Roppongi, Japan.

About Author (s):

Associate Professor Nawaz Mohamudally works at University of Technology, Mauritius (UTM) and has undertaken supervision of MPhil/PhD Students for many years.



M. Kaleem Galamali is a part-time student (achieved M Phil Transfer on 28.10.2014, currently PhD student) at UTM under supervision of A.P. Nawaz Mohamudally.