

Document Classification Using Distributed Machine Learning

Galip AYDIN¹, İbrahim Riza HALLAC²
^{1,2}Firat University, Computer Engineering Department
23100, Elazig, Turkey

Abstract—In this paper, we investigate several machine learning algorithms for automatic classification of Turkish news into predetermined categories like economy, life, health etc. We use Apache Big Data technologies such as Hadoop, HDFS, Spark and Mahout, and distributed machine learning frameworks.

Index Terms— News classification, distributed machine learning, Big Data

I. INTRODUCTION

Since the number of digital documents grows dramatically, the need for automatically categorizing them arises in many areas of online world. By using machine learning algorithms, documents can be assigned into different categories, titles, languages or even emotional conditions. In this study we describe our work on creating a distributed classification system for collecting the online news and automatically assigning them to related groups using machine-learning algorithms.

II. BACKGROUND

A. Document Classification Steps

Reference [1] explains the text classification as follows: d_i is a member of a document collection D and S_j is a member of possible categories like $\{S_1, S_2, \dots, S_n\}$, then text classification is the operation of matching each d_i with a S_j . In this study the classification is done on maximum of five categories. The categories are economy, sports, culture, politics, and world.

Typical steps for applying a machine learning algorithms on text based data are shown in Fig. 1.

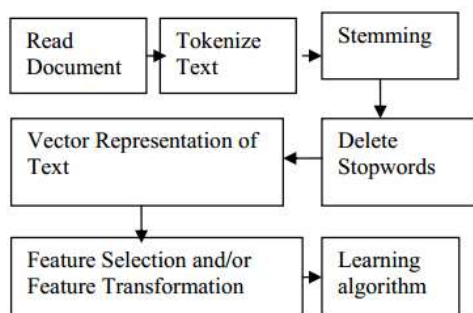


Fig. 1. Text classification steps [1]

We followed the same steps in our classification application.

B. Collecting The News and Processing the Documents

We have developed a Java based application for harvesting the news from several Turkish daily newspapers called “The News Harvester”. The Harvester takes the URL of a newspaper RSS feed and uses XML parsers to identify individual news items. Then extracts the URL address of each news page, downloads the page and extracts the actual news content. The application runs in multiple threads and can download several news contents simultaneously. The Harvester then creates an XML document for each news item, which in turn is saved in a file. Following is the news XML document format:

```
<item>
  <date> date: time </date>
  <category> economy </category>
  <text> the news </text>
</item>
```

The Harvester can be told to run for specific date ranges, categories or news count etc. The reason for using the XML is its usefulness in labelling the documents in the training process and gathering the test results.

As shown in the Fig. 1, the first step is reading the documents, which are the XML files created by the News Harvester. The second and third steps (Text tokenization and stemming) require the use of an NLP (Natural Language Processing) toolkit. In our actual implementation the tokenization and stemming processes are done before the document is saved to the disk. Although this was not done in parallel, it still saved a lot of time because we didn’t need to re-access the documents later in the training process.

We used a Java based Turkish NLP library called Zemberek [1]. Zemberek is an open source project developed specifically for Turkic languages, especially Turkish. The news contents were divided into sentences and were cleaned from unnecessary words such as stopwords other unnecessary parts. In Turkish language words like “ve”, “ile”, “de”, “da” has no meaning alone like “the”, “and”, “with” words in English. After the tokenization step, we find the root of each word in the stemming step. We only take the word roots into account so that same words are not repeated in the training dictionary.

C. Data Processing Platform

Unprecedented growth in the size, variety and velocity of data is considered as the Big Data revolution. Google’s MapReduce [3] has started a new trend for big data applications. This programming model is not all new but storing and analysing large amounts of data on commodity hardware is gaining a lot of popularity.

Perhaps the most well known big data framework is Apache’s open source distributed and parallel processing framework Hadoop [REF]. Hadoop Related projects and solutions keep on coming out really fast.

Another Apache Big Data framework is Spark, which performs 100 times faster than Hadoop [4]. Spark offers an in-memory data processing environment which becomes very useful in iterative computing of big data.

In this study an Apache Spark cluster was set up in Standalone Deploy Mode. Spark version 1.0 was installed on virtual machines. Vector representation of the documents, training and testing was done in parallel on these machines.

III. CLASSIFICATION

After the pre-processing of the data we need a method to represent the textual data as an algebraic model. Text documents can be considered as arrays of words. They are usually represented as vectors with a weighting factor. This is called as vector space model. In this model there is a dictionary, which consists of all the words of all the documents; the positions of the words are insignificant. The parameters taken into consideration in the weighting of the vector space model are existence of the word, number of each word, total number of the words in the same document and number of the word among all the words in all of the documents. In this work we used the TF-IDF (term frequency - inverse document frequency) model. The formulation of the TF-IDF method is as follows:

$$M_{ij} = tf_{ij} \tag{1}$$

$$M_{ij} = tf_{ij} \tag{2}$$

Here tf_{ij} refers to number of term i in document j . D refers to the total number of documents. df_i refers to number of documents contain term i .

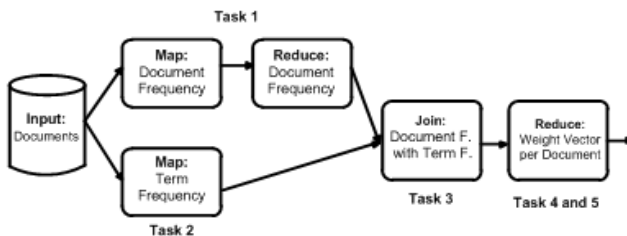


Fig. 2 Distributed TF-IDF calculation [5]

Here we calculated the TF-IDF scores in parallel. This process is shown in Fig. 2.

Naive Bayes is a statistical method based on Bayes theory. The possibility of a document d for belonging to the class S can be formulated as:

$$P(s | d) = \frac{P(d | s) P(s)}{P(d)} \tag{3}$$

One of the pros of the Naive Bayes Classification algorithm is its high success rate even with small training set sizes.

IV. EXPERIMENT RESULTS

A. Classification Results

We implemented different training scenarios to measure the success rate of Naive Bayes Algorithm on news classification.

Our experiment data consists of news from five different categories. We tested the success of classification results for different number of input categories. For each test different number of training data were used. Each training data has to contain at least 20 words. Otherwise the document was ignored.

The experiments contain two steps; first the training is done using a predetermined number of documents for each category, then in the second step 1000 documents are classified using the trained model. The classified documents are not used in the training step.

First we applied the algorithm on economy and sports news. We train the system using various numbers of documents starting from 10 and increasing in each experiment up to 21000. After each training step classification on 1000 documents is done. Then we applied the algorithm on three, four and five categories.

TABLE I. CLASSIFYING TWO CATEGORIES OF NEWS

Number of training documents per category	Economy Success (%)	Sport Success (%)
10	79,2	88,6
50	96,4	94,1
100	96,3	97
250	98,4	91,6
500	98,8	89,4
1000	98,2	88,2
2000	97,8	87,2
4000	97,6	89,1
8000	95,8	90,2
9000	96,6	90,7
10000	96,7	91,2
18000	96,5	91,4
21000	95,3	92,7

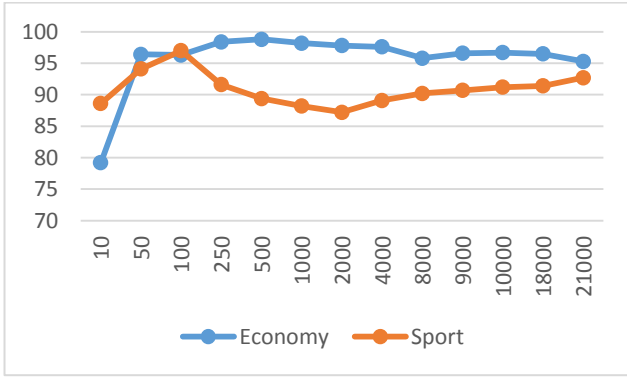


Fig. 3. Classifying two categories of news

TABLE II. CLASSIFYING FIVE CATEGORIES OF NEWS

Number of training documents per category	Economy Success (%)	Sport Success (%)	Culture Success (%)	Politics Success (%)	World Success (%)
10	46,4	85,3	82,9	55	53,2
50	88,1	89,1	92,1	58,1	85
100	84,2	91,6	94,1	67,8	85,6
500	77,2	86,9	87,7	78,5	84,7
1000	78,3	82,3	86,9	79,3	86,5
3000	78,3	80,5	83,3	81,1	84
5000	77,6	76,6	82	79,8	80,9
8000	77,4	78,1	79,2	77,4	77,8
10000	78,2	77,5	78,6	80,7	79,6

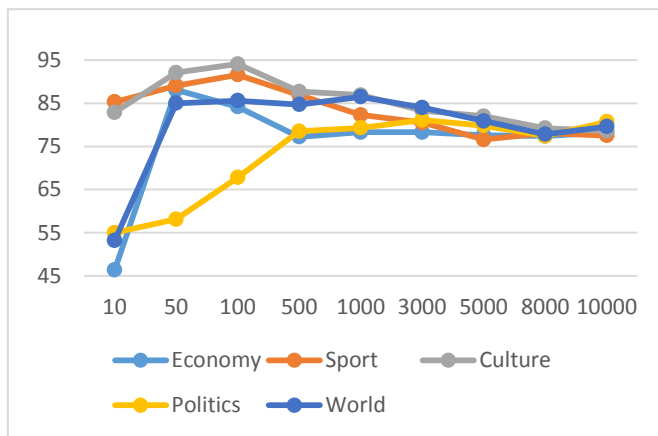


Fig. 4. Classifying five categories of news

B. Performance Tests

We deployed a private cloud using OpenStack [6] for running the experiments. Spark version 1.0 was installed on virtual machines. Apache Spark provides different cluster manager options. We run the Standalone cluster mode, which is appropriate for quick setup and experimental uses. We used Fabric [7] for managing our cluster. For setting up and running a big data test environment there are some routine tasks for administrating a cluster of nodes and we found Fabric very handy for performing these tasks.

We also measure the effect of the cluster size on distributed classification. To achieve this goal we performed training tests on a single node, two-node and four-node Spark clusters. We change the size of the training set in each step and measure the time. Here training documents consist of same number of labelled documents from four different categories (economy, sports, culture and politics).

Table III shows the running time of training tests on a single node, two-node and four-node clusters for different number of training documents. Each node has 8 GB of RAM. The results show that there is a limit on the number of documents to use for each cluster configuration. The limit is directly related to the amount of RAM available for use by Spark. In single-node configuration the system can not process 32k documents while the two-node cluster can process up to 48k documents. The four-node cluster can successfully process 60k documents in parallel without throwing “out of memory” exception.

We also observed that the number of I/O accesses decrease the performance. In other words using thousands of files as input results in higher processing times. To solve this problem we concatenate hundreds or even a few thousand files into a larger file which increases the overall processing performance.

TABLE III. PERFORMANCE OF THE TESTBED

Number of training documents	Single node Time(sn)	2 nodes Time(sn)	4 nodes Time(sn)
40	11	11	15
200	13	13	16
400	13	13	16
2000	17	17	24
4000	21	20	29
8000	31	27	42
16000	48	39	55
24000	65	56	69
32000	outOfMem	74	97
40000	outOfMem	88	106
48000	outOfMem	outOfMem	135
60000	outOfMem	outOfMem	187

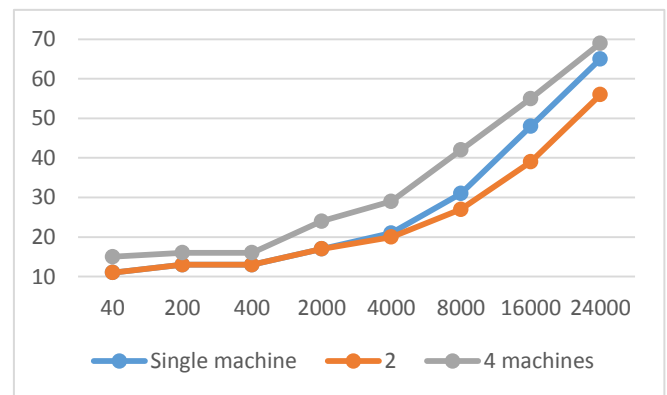


Fig. 5. Performance test graphic

V. CONCLUSIONS

In this study we classified Turkish news using Naive Bayes supervised machine learning algorithm. The algorithm was tested with two, three, four and five different categories using up to 50.000 different training documents.

We observed that Naive Bayes performs well even when there is a small number of training documents and it performs better when the training set data grows. When there is large number of documents at hand, it becomes very hard to process all of them in a short time using standard computers. For such situations Big Data technologies may help. We show that using open source cloud computing technologies along with distributed computing frameworks we can process very large number of documents in parallel in very short times.

REFERENCES

- [1] Ikonomakis, M., Kotsiantis, S., and Tampakas, V. *Text classification using machine learning techniques*. WSEAS Transactions on Computers, 2005. 4(8): p. 966-974.
- [2] *Zemberek*. [cited 02.01.2015]; Available: <https://code.google.com/p/zemberek/>.
- [3] Dean, Jeffrey, and Sanjay Ghemawat. *MapReduce: simplified data processing on large clusters*. Communications of the ACM 51.1 (2008): 107-113.
- [4] ZAHARIA, Matei, et al. *Spark: cluster computing with working sets*. In: Proceedings of the 2nd USENIX conference on Hot topics in cloud computing, 2010. p. 10-10.
- [5] *Apache Spark Docs*. [cited 02.01.2015]; Available: <http://spark.apache.org/docs>
- [6] *OpenStack*. [cited 02.01.2015]; Available: <http://www.openstack.org/>
- [7] *Fabric*. [cited 02.01.2015]; Available: <http://www.fabfile.org/>