

Thermodynamic Study of Complex Formation Between Azamacrocyclic Ligand With Cu^{2+} and Fe^{2+} Cations in MeOH- H_2O Binary solvents

Majid Rezayi^{1,2*}, Leila Narimani¹, Woi Pei Meng¹, Yatimah Alias¹

Abstract— The complex interaction studies involved complex formation reactions between 14-membered tetraaza macrocycle ligand and Cu^{2+} and Fe^{2+} metal cations in methanol-water (MeOH- H_2O) binary mixtures at different temperatures by applying conductometric method. These are very important due to their role in some analytical applications such as molecular recognition and biological transportation mechanisms. In all cases, the Log K_f of 1:1 formed complexes between ligand and cations were obtained by fitting the molar conductivity curves using the Genplot computer program. The values of thermodynamic parameters, standard enthalpy (ΔH) and standard entropy (ΔS) for the complexes were obtained from the temperature dependence of the stability constants using the van't Hoff plots. Complexations in every case were found to be entropy stabilized, and the selectivity order of all complexes changes as well as the changes in composition of the solvent mixtures.

Keywords— conductometric method, 14-membered tetraaza macrocycle ligand, thermodynamic study.

I. Introduction

Azamacrocyclic ligands as the macrocyclic compounds have been shown to be suitable molecules in the field of host-guest chemistry [1-3]. They received great attention due to the existence of donor nitrogen atoms and their applications in medicine and modern chemical techniques such as imaging with radioisotopes, radiotherapy and magnetic resonance imaging, where metal complex with extreme kinetic and thermodynamic stability toward metal release is required [4].

The complexation properties of azamacrocycles are governed mainly by their ring size since N-Functionalization of these compounds may enhance their metal-ion selectivity and the stability of metal complexes based on the coordination properties of the pendant arms [5].

The 14-membered tetraaza macrocyclic ring of 5,7,7,12,14,14-hexamethyl-1,4,8,11-tetra azacyclotetradeca-4,11-diene was reported to make variables complexes with copper [6], cobalt [7] and nickel [8]. Ammonium ions or their derivatives with a partial positive charge are known to be good receptors to make complexes with crown ethers,

metal ions due to the presence of donor groups which can form semi-rigid cone shapes [9-15]. Macrocyclic ammonium salts and their complexation remain competitively under-reported. There exist a variety of techniques to study the complexation reaction of macrocyclic compounds with metal ions, such as potentiometry [16-22], calorimetry [23], NMR spectroscopy [24], polarography [25] and conductometry [26-28]. Among these various techniques, the conductometric technique is a sensitive and inexpensive method with a simple experimental arrangement for such investigations.

One of the main research interests is the influence of solvent properties on the thermodynamics of complexation reactions of macrocyclic ligand with different metal cations. This paper describes the 14-membered tetraaza macrocycle salt of 5,5,7,12,14,14-Hexamethyl-1,8-diaza-4,11-diazoniacyclotetradeca-4,11-diene dibromide (Figure 1) being first synthesized according to the literature method in a one step reaction and obtained in crystalline form. Subsequently, findings of a conductometric study of the complexation reaction of Cu^{2+} and Fe^{2+} cations with macrocyclic ligand in methanol-water (MeOH- H_2O) binary solution at different temperatures (15, 25, 35 and 45°C) are reported. Consequently, we study the effect of solvent properties and the effect of the composition of the MeOH- H_2O binary mixed solvents on stoichiometry and the selectivity between ligand and ions in various systems.

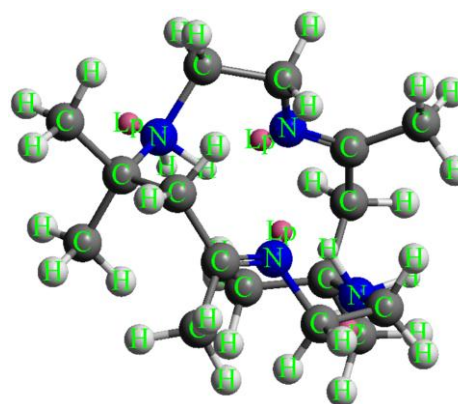


Figure 1: The structure of the ligand (L)

Reagents and Apparatus

¹ Chemistry Department, Faculty of Science, University Malaya, 50603 Kuala Lumpur, Malaysia.

² Food Quality and Safety Research Department, Food Science and Technology Research Institute, ACECR Mashhad Branch, 91775-1376 Mashhad, Iran.

calixarenes, cucurbiturils and porphyrins, but they are also able to be used as ligands to make complexes with different

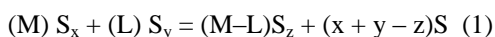
Copper(II) nitrate hexahydrate and ferrous(II) chloride hexa hydrate were as purchased from Merck and Sigma aldrich with highest purity. Methanol (Sigma aldrich) of the highest purity and bi-distilled de-ionized water were applied throughout the experiment. The weight values of all the MeOH–H₂O mixtures used were measured and then measurements of conductivity were performed by the thermo scientific orion versastar conductivity conductivity meter and connected to the thermostatted water bath (Julabo F12) to keep the temperature constant to within $\pm 0.01^\circ\text{C}$ during the experiment. A glass conductivity cell dip type composed of the platinum black was used. The cell constant was determined at different temperatures by measuring the conductivity of a 0.1000 M solution of analytical grade potassium chloride produced by E.MERCK in de-ionized water.

Methodology

All experiments were conducted using 25 mL of cation solutions (5.0×10^{-5} M), which were used in the cell titration to obtain the solution conductivities at four desired temperatures. A known quantity of a concentrated solution of ligand (2.5×10^{-3} M) was added in a stepwise manner by a micropipette calibration and, after each addition, the conductance value of the solution was measured. The ligand solution was added to the cell flask until a suitable value of the $[L]/[M]$ mole ratio was reached. Molar conductivity, Λ_m , and constant formation, K_f , for 1:1 complexes in the various MeOH–H₂O mixtures at different temperatures were measured by fitting the observations of molar conductance, Λ_{obs} , at various ligand/cation mole ratios. The formation constant, and the limiting molar conductance of the resulting 1:1 complexes, were evaluated by non-linear least squares (curve fitting) using GENPLOT software.

Results and Discussion

The complexation reaction between a target cation with a ligand in a solution, which is an equilibrium process, can be considered as:



where S is the solvent molecule, and x, y and z are the solvation numbers of the ions, the ligand, and the resulting complex, respectively.

According to Equation 1, the affinity of the ligand and solvent for the metal cation and the affinity of the target ion or the solvent molecules for the ligand result in the change of free energy. Therefore, the solvation of the target cation, ligand, and resulting complex influence the complex formation constant, the Gibbs energy of the complexation process, and its enthalpy in the solutions [2]. These effects are expressed by the Gutman donor number [1]. The changes of molar conductance (Λ_m) at a constant metallic salt concentration (5×10^{-5} M) were monitored while increasing the concentration at various temperatures (15, 25, 35 and 45°C). This research was conducted in methanol–water (MeOH–H₂O) binary mixtures at different temperatures, using the conductometric method. The molar conductance (Λ_m) versus $([L]_t/[M]_t)$ mole ratio plots for the complex formation of ligand with Cu^{2+} and

Fe^{2+} cations was studied in (MeOH–H₂O) binary mixtures at different temperatures, where $[L]_t$ is the total concentration of the ligand and $[M]_t$ is the total concentration of the metal cations. Molar conductance values as a function of $([L]_t/[M]_t)$ for L– Cu^{2+} complexes in pure methanol is shown in Figure 2. This plot indicates that ligand forms a complex with Cu^{2+} cations and these complexes are more mobile than free solvated Cu^{2+} cations.

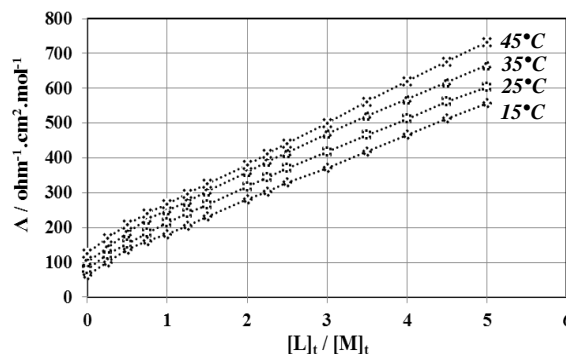


Figure 2: Molar conductance – mole ratio plots for L– Cu^{2+} complexes in H₂O–MeOH (% MeOH = 100%) at different temperatures.

Figure 3 shows column plots of all formed complexes in MeOH–H₂O solvents at various temperatures obtained by computer fitting of the molar conductance–mole ratio data.

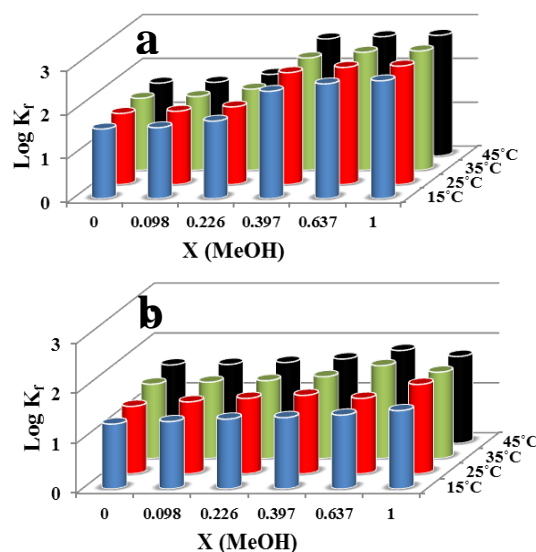


Figure 3: Variation of $\text{Log}K_f$ of (a) L– Cu^{2+} , and (b) L– Fe^{2+} complex with the composition of MeOH–H₂O binary mixtures at different temperatures.

The thermodynamic parameters of the complex formation between ligand and Cu^{2+} and Fe^{2+} cations depends on the nature and composition of the mixed solvents as expressed by the result of calculated standard enthalpy, (ΔH°) and standard entropy, (ΔS°) listed in Table 1. As is evident from Table 1, the complexes in all cases are entropy stabilized

and entropy acts as the principal driving force for the formation of these complexes in most solvent systems. The experimental values of ΔH and ΔS show that the enthalpies and entropies of complexation reactions in water–methanol binary solutions do not vary monotonically with the solvent composition. This behaviour may be due to some types of solvent–solvent interactions between these dipolar protic solvents that invoke changes in the structure of solvent when the two chemicals mix. It has been shown that the viscosity of the mixed solvents passes through a maximum, which indicates a strong interaction between water and alcoholic solvents. In addition, the value and the sign of the standard entropy changes are expected to vary with different parameter, such as changes in the flexibility of the macrocyclic ligands during the complicated processes and the extent of cation–solvent, ligand–solvent and complex–solvent interactions.

TABLE 1: Thermodynamic parameters for L-Cu²⁺ and L-Fe²⁺ in MeOH-H₂O binary solvents at 25°C.

Medium	$\Delta G \pm SD$ (KJ mol ⁻¹)	$\Delta H \pm SD$ (KJ mol ⁻¹)	$\Delta S \pm SD$ J/mol.K
Cu²⁺- L			
Pure H ₂ O	-6.6±0.9	3.9±0.4	27.2±2.8
90.2% H ₂ O-9.8% MeOH	-8.1±0.2	27.9±0.4	95.7±7.2
77.4% H ₂ O-22.6% MeOH	-9.0±0.1	5.4±0.5	58.6±7.6
60.3% H ₂ O-39.7% MeOH	-9.5±0.6	5.0±0.8	36.5±7.9
36.3% H ₂ O-63.7% MeOH	-13.3±0.6	3.2±0.2	36.7±2.1
Pure MeOH	-10.7±0.2	4.6±0.5	57.1±12.2
Fe²⁺- L			
Pure H ₂ O	-8.9±0.8	9.8±0.6	71.3±4.6
90.2% H ₂ O-9.8% MeOH	-8.9±0.7	15.4±0.0	78.6±12.4
77.4% H ₂ O-22.6% MeOH	-9.6±0.7	28.0±0.3	118.2±27.4
60.3% H ₂ O-39.7% MeOH	-10.2±0.9	7.4±0.1	59.2±24.0
36.3% H ₂ O-63.7% MeOH	-8.3±0.8	15.6±0.6	71.3±4.7
Pure MeOH	-8.7±0.7	13.5±0.0	78.7±12.4

The calculated thermodynamic parameters (ΔH , ΔS and ΔG) at 25 °C were obtained from the variations of molar conductance as a function of the ([L]t/[M]t) mole ratio using Genplot. All of these calculated thermodynamic parameters for L–Cu²⁺ and L–Fe²⁺ complexes in pure MeOH, pure H₂O and MeOH–H₂O binary mixtures are summarized in Table 1.

Acknowledgment

The authors gratefully acknowledge the support of this research by High Impact Research MOE Grant UM-MOE UM.C/625/1/HIR/MOE/F00004-21001 from the Ministry of Education Malaysia.

References

- Rezayi, M., et al., Conductance Studies on Complex Formation between c-Methylcalix [4] resorcinarene and Titanium (III) in Acetonitrile-H₂O Binary Solutions. *Molecules*. 18(10): p. 12041-12050.
- Rezayi, M., et al., Thermodynamic studies of complex formation between Co (Salen) ionophore with chromate (II) ions in AN-H₂O binary solutions by the conductometric method. *Int J Electrochem Sc*. 6: p. 6350-6359.
- Rezayi, M., et al., Conductometric determination of formation constants of tris (2-pyridyl) methylamine and titanium (III) in water-acetonitrile mixture. *Int J Electrochem Sci*. 6: p. 4378-4387.
- Costamagna, J., et al., Complexes of macrocycles with pendant arms as models for biological molecules. *Coordination Chemistry Reviews*, 2000. 196(1): p. 125-164.
- Cinellu, M.A., Palladium (II) and platinum (II) derivatives with N, O ligands. *Journal of the Chemical Society, Dalton Transactions*, 1998(24): p. 4119-4126.
- Podberezskaya, N.V., N.V. Pervukhina, and L.I. Myachina, Crystal and molecular structure of (5, 7, 7, 12, 14, 14-hexamethyl-1, 4, 8, 11-tetraazacyclotetradeca-4, 11,-diene) iodide copper (II) hydrate, [CuL] I 2A · 25H 2 O [CuL] I I A · 2.5 H 2 O, L=(C 16 H 32 N 4). *Journal of Structural Chemistry*, 1986. 27(2): p. 268-272.
- Heeg, M.J., J.F. Endicott, and M.D. Glick, Stereochemical perturbations of the cobalt-methyl bond. An x-ray structural study of [Co (d, 1 (N)-Me6 [14] 4, 11-dieneN4)(OH2) CH3](ClO4) 2. *Inorganic Chemistry*, 1981. 20(4): p. 1196-1201.
- He, X., F. Shi, and Y. Lu, (meso-5, 7, 7, 12, 14, 14-Hexamethyl-1, 4, 8, 11-tetraazacyclotetradeca-4, 11-diene) nickel (II) dibromide dihydrate. *Acta Crystallographica Section E: Structure Reports Online*. 66(10): p. m1339-m1339.
- Rezayi, M., et al., Immobilization of tris (2 pyridyl) methylamine in PVC-membrane sensor and characterization of the membrane properties. *Chem Cent J*. 6(1): p. 40.
- Rezayi, M., et al., Immobilization of Ionophore and Surface Characterization Studies of the Titanium (III) Ion in a PVC-Membrane Sensor. *Sensors*. 12(7): p. 8806-8814.
- Ahmadzadeh, S. and A.K.M. Rezayi. Cation Recognition: Novel Potentiometric PVC-Membrane Sensor based on Meso-octamethylcalix [4] pyrrole for the Determination of Trace Amounts of Titanium (III) Ions. in *The International Conference for Nano materials Synthesis and Characterization 2011. Proceedings*.
- Sany, S.B.T., et al., Heavy metal contamination in water and sediment of the Port Klang coastal area, Selangor, Malaysia. *Environmental Earth Sciences*. 69(6).
- Sany, S.B.T., et al., Distribution and contamination of heavy metal in the coastal sediments of Port Klang, Selangor, Malaysia. *Water, Air, & Soil Pollution*. 224(4): p. 1-18.
- Sany, S.B.T., et al., A review of strategies to monitor water and sediment quality for a sustainability assessment of marine environment. *Environmental Science and Pollution Research*. 21(2): p. 813-833.
- Sany, S.B.T., et al., Risk assessment of polycyclic aromatic hydrocarbons in the West Port semi-enclosed basin (Malaysia). *Environmental Earth Sciences*. 71(10): p. 4319-4332.

- [16] Kassim, A., et al. A Novel ion-selective polymeric membrane sensor for determining thallium (I) with high selectivity. in IOP Conference Series: Materials Science and Engineering: IOP Publishing.
- [17] Kassim, A., et al., Fabrication of a highly selective and sensitive CrO₄ sensor based on a N, N'Bis (salicylidene) ethylenediaminocobalt (II) hydrate. Malaysian Journal of Chemistry, 2009. 11(1): p. 19-25.
- [18] Ahmadzadeh, S., et al. Surface Morphology and Coordination Chemistry of 4-Isopropylcalix [4] Arene as an Ionophore with Chromium (III) in Fabrication of Cr³⁺ Selective Membrane Sensor. in The International Conference for Nano materials Synthesis and Characterization 2011. Proceedings.
- [19] Rezayi, M., et al., Potentiometric Chromate Anion Detection Based on Co (SALEN) 2 Ionophore in a PVC-Membrane Sensor. Journal of The Electrochemical Society. 161(6): p. B129-B136.
- [20] Rezayi, M., Polymeric Membrane Sensors for Detection of Titanium (III) Ions Based on Tripodal-or Calixarene-Ligand and Detection of Ohromium (VI) Using Metallo-Salen Ionophores, Universiti Putra Malaysia.
- [21] Sany, S.B.T., et al., Polycyclic Aromatic Hydrocarbons in Coastal Sediment of Klang Strait, Malaysia: Distribution Pattern, Risk Assessment and Sources. PloS one. 9(4): p. e94907.
- [22] Tavakoly Sany, S.B., et al., Human health risk of polycyclic aromatic hydrocarbons from consumption of blood cockle and exposure to contaminated sediments and water along the Klang Strait, Malaysia. Marine pollution bulletin.
- [23] Lamb, J.D., et al., The relationship between complex stability constants and rates of cation transport through liquid membranes by macrocyclic carriers. Journal of the American Chemical Society, 1980. 102(22): p. 6820-6824.
- [24] Rounaghi, G. and A.I. Popov, Thermodynamic studies of the complexation of dibenzo-27-crown-9 and dibenzo-24-crown-8 with cesium ion in mixed nonaqueous solvents. Inorganica chimica acta, 1986. 114(2): p. 145-149.
- [25] Parham, H. and M. Shamsipur, Polarographic study of the interaction between heavy metal ions and some macrocyclic ligands in binary Acetonitrile+ water mixtures. Journal of electroanalytical chemistry and interfacial electrochemistry, 1991. 314(1): p. 71-80.
- [26] Ahmadzadeh, S., et al., Thermodynamic Study of the Complexation of p-Isopropylcalix [6] arene with Cs⁺ Cation in Dimethylsulfoxide-Acetonitrile Binary Media. Molecules. 16(9): p. 8130-8142.
- [27] Rezayi, M., et al., A Thermodynamic Study on the Complex Formation Between Tris (2-Pyridyl) Methylamine (tpm) with Fe²⁺, Fe³⁺, Cu²⁺ and Cr³⁺ Cations in Water-Acetonitrile Binary Solutions Using the Conductometric Method. Int. J. Electrochem. Sci. 8: p. 6922-6932.
- [28] Ahmadzadeh, S., et al., A conductometric study of complexation reaction between meso-octamethylcalix [4] pyrrole with titanium cation in acetonitrile-ethanol binary mixtures. Int. J. Electrochem. Sci. 6: p. 4749-4759.

About Author (s):



Majid Rezayi was born in 1980. He received his PhD in Analytical Chemistry from Universiti Putra Malaysia (UPM), Malaysia, in 2011. His research interests cover analytical chemistry, electrochemistry and chemical biosensors.



Leila Narimani is a postdoctoral fellow in Department of Chemistry at the University of Malaya. She completed her Ph.D. at University Kebangsaan Malaysia and her undergraduate studies at Isfahan University of Technology. Her research interests lie in the area of organic synthesis and thermodynamic chemistry.



Pei Meng Woi, Senior Lecturer is with the Department of Chemistry, University of Malaya. She obtained her Ph.D. degree from the University of Malaya, Malaysia in 2011. Her research interest is the Bio-Inorganic chemistry (electropolymerisation, electrocatalysis).



Yatimah Alias obtained her PhD in 1998 from the University of East Anglia, UK. She is a lecturer in the University of Malaya, Malaysia and has been appointed as Professor in 2010. Her field of interest includes electrochemistry, sensor, ionic liquids and its applications.